



KRChoksey
YOUR 360° WEALTH MANAGEMENT PARTNER

INSTIPRO

Holding Movement of Top AMC

For October 2020

November 2020

Description:

InstiPro is a report on holdings movement of top asset management companies (selected) based out of India. It provide insights on institutional activities including list of companies, sector and industry where the positions were increased, decreased, sold out or added over a specific duration of 1 month.

Database: **FactSet**

Currency & Denomination: **INR in Million**

Shares: **In Thousands**

Position/Share Movement: **Based on number of shares bought/sold by AMC**

Holding Movement Period: **1 Month**

Period: **1st-31st October'20**

Note: Position movements are not net-off on overall activity.

List of AMC*	Short Form
Aditya Birla Sun Life AMC Ltd.	ABSL AMC
Axis Asset Management Co. Ltd.	Axis AMC
Canara Robeco Asset Management Co. Ltd.	Canara AMC
DSP Investment Managers Pvt Ltd.	DSP AMC
Edelweiss Asset Management Ltd.	Edelweiss AMC
HDFC Asset Management Co. Ltd.	HDFC AMC
ICICI Prudential Asset Management Co. Ltd.	ICICI Pru AMC
IDFC Asset Management Co.	IDFC AMC
Invesco Asset Management (India) Pvt Ltd.	Invesco AMC
Kotak Mahindra Asset Management Co. Ltd.	Kotak AMC
L&T Investment Management Ltd.	L&T Invest AMC
Mirae Asset Global Investments (India) Pvt Ltd.	Mirae AMC
Motilal Oswal Asset Management Co. Ltd.	Motilal AMC
Nippon Life Asset Management Ltd.	Nippon AMC
Principal Asset Management Pvt Ltd.	Principal AMC
SBI Funds Management Pvt Ltd.	SBI Funds
Sundaram Asset Management Co. Ltd.	Sundaram AMC
Tata Asset Management Ltd.	TATA AMC
UTI Asset Management Co. Ltd.	UTI AMC

***The above AMC cover ~80% of the overall AMC's AUM. The data list of AMC excludes insurance companies and pension funds.**

Performance Analysis - By Sector - October'20 (Increased & New Positions)

Pharmaceuticals sector continued its strong performance, where large-cap stocks like Dr Reddy's and Sun Pharma experienced the highest buying during October 2020. Communications, another key theme playing out in recent times continued to find flavour with select domestic institutions; however, FIIs largely pared stake in this segment mainly Bharti Airtel & Vodafone Idea during the month.

Top focus companies – Increased/New Positions

Dr Reddy | Sun Pharma | Lupin | Divis Labs

Bharti Airtel | Vodafone Idea | TATA Communication | Bharti Infratel

Oracle | Info Edge | Cyient | Teamlease

HDFC Gold | ICICI Pru Gold | L&T Fin Holdings | Mirrae Asset Nifty

Bharat Electronics | Honeywell | ABB Power | Bharat Dynamics

Metropolis | Apollo Hospitals | Fortis | Narayana

Adani Enterprises | Varroc | Aegis Logistics | Schneider Electric

Focus Sectors – Overall Movement

Amounts: INR Mn

Pharmaceuticals, 5,494

Communications, 2,781

Commercial Services, 1,440

Miscellaneous, 1,338

Electronic Technology, 652

Health Services, 585

Distribution Services, 54

Note: The value is based on the combined price (average) for all securities bought/sold during October 2020.

Performance Analysis – October'20 - Decreased & Sold-Out Positions

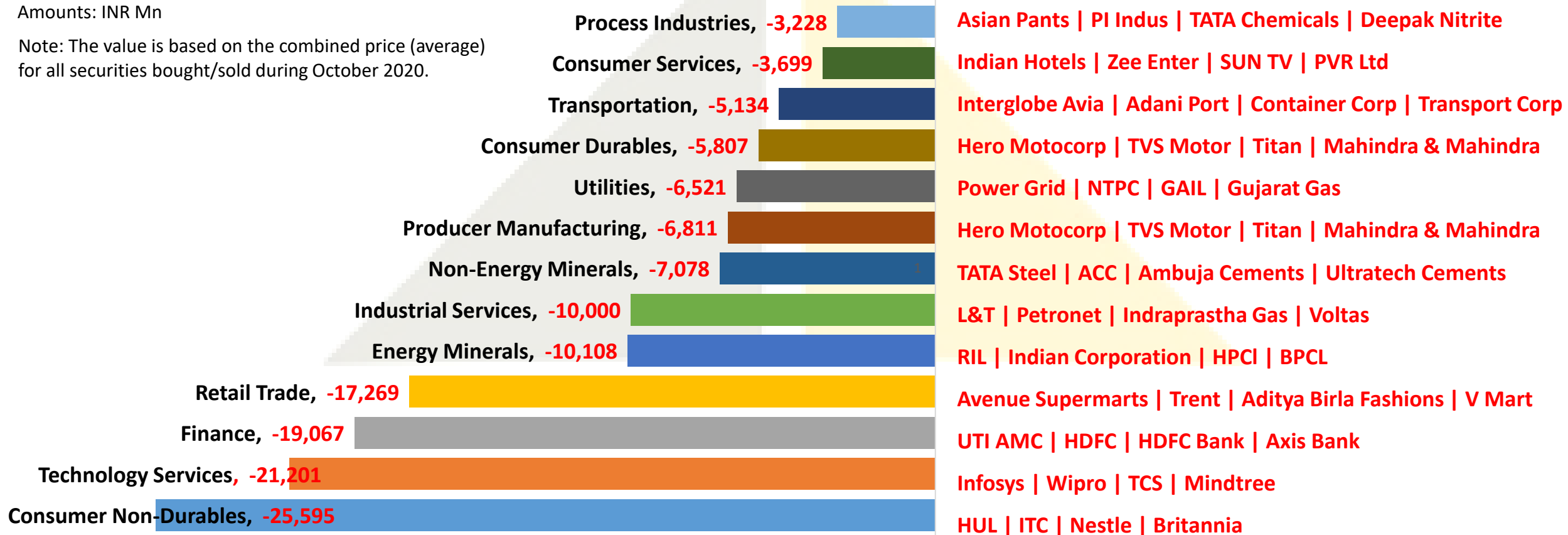
Equity MFs continued to experience outflow in October mainly in key sectors like IT, consumption and financials, which were amongst the drivers of previous market rally, partly driven by funds booking profits. Specially on IT / Technology, other reasons that can be attributed to fund selling in October include potential margin decline in the near-term owing to wage hikes awarded across-the-board, uncertainty around 3QFY21 performance, and second round of lockdowns across Europe and in the US, which could impact near-term growth and deal flow.

Focus Sectors

Top focus companies – Decreased/Sold-Out Positions

Amounts: INR Mn

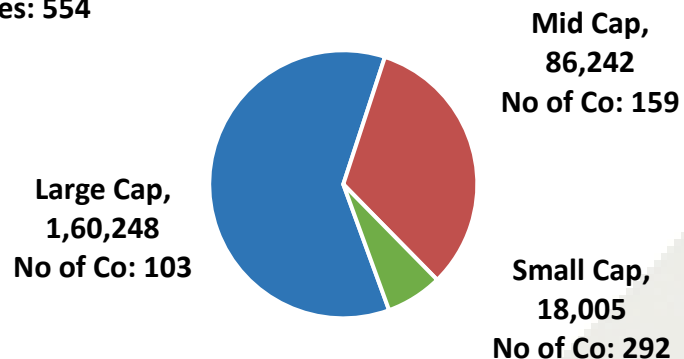
Note: The value is based on the combined price (average) for all securities bought/sold during October 2020.



At a net level, new investments largely continued to flow into the mid-cap segment, which could be partially attributed to the SEBI circular on equal allocation of 25% across market cap in Multi-cap funds; Large-cap category witnessed net outflow in October as investors continued to book profits.

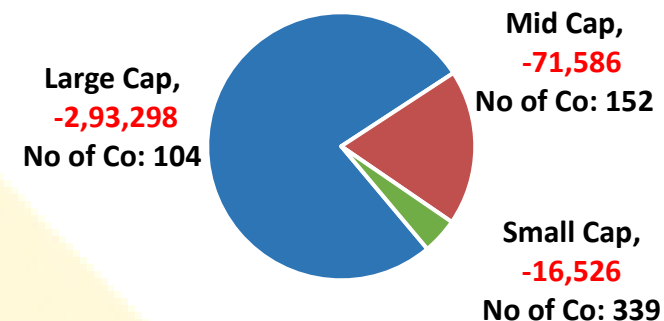
Increased (INR Mn)

Total Companies: 554



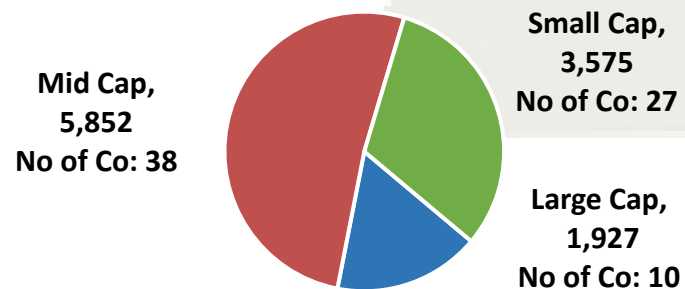
Decreased (INR Mn)

Total Companies: 595



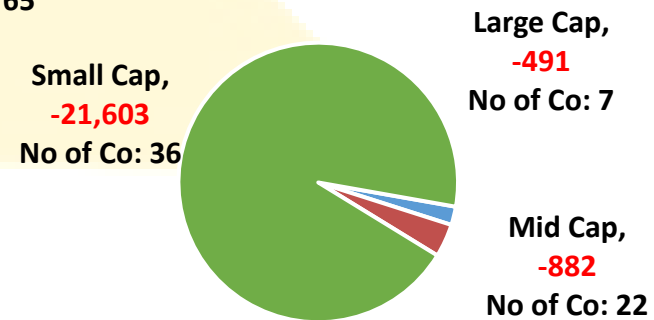
New Position (INR Mn)

Total Companies: 75



Sold Out (INR Mn)

Total Companies: 65



Note: The value is based on the combined price (average) for all securities bought/sold during October 2020.

Large Cap: >2.75Mn

Mid Cap: 0.75 – 2.75Mn

Small Cap: <0.75Mn

New Positions - Top Picks by AMC. - October'20

Mkt. Cap. INR 2,75,000 Mn & above

In Mn

In '000

Between INR 75,000 - 2,75,000 Mn

In Mn

In '000

Below INR 75,000 Mn

In Mn

In '000

Large Cap	Price	Mkt.Cap	Shares
MRF Ltd	65,257	2,76,762	11
Bajaj Auto Ltd	2,886	8,35,243	248
Info Edge India Ltd	3,548	4,56,242	57
Jubilant Foodworks Ltd	2,177	2,87,231	51
Marico Ltd	357	4,60,388	230
Interglobe Aviation Ltd	1,309	5,03,564	36
SBI Cards & Payment Services	799	7,51,173	25
Havells India Ltd	729	4,56,238	16
Piramal Ent (Piramal Health)	1,262	2,84,528	4
Icici Prudential Life Insurance	404	5,79,387	3

Mid Cap	Price	Mkt. Cap	Shares
Coforge (NIIT) Ltd	2,205	1,33,578	557
Sumitomo Chemical India Ltd	267	1,33,372	3,208
Aavas Financiers Ltd	1,424	1,11,631	334
Srf Ltd	4,417	2,61,665	94
Alembic Pharmaceuticals Ltd	963	1,89,379	360
Aditya Birla Fashion (Pantaloon)	153	1,18,651	1,857
Vodafone Idea Ltd	9	2,51,435	27,720
Tvs Motor Co Ltd	455	2,16,283	473
Cholamandalam Invt & Fin Co	273	2,23,846	771
Aditya Birla Fashion & R Temp	95	1,18,651	1,898
Apl Apollo Tubes Ltd	3,146	78,412	52
Endurance Technologies Ltd	1,059	1,48,969	133
KEC International Ltd	325	83,605	317
JK Cement Ltd	1,850	1,42,907	56
LIC Housing Finance Ltd	283	1,42,794	355
Apollo Tyres Ltd	140	80,030	618
CPSE	16	2,09,845	4,890
Syngene International Ltd	535	2,14,020	148
Godrej Agrovet Ltd	515	98,992	121
Bharat Heavy Electricals Ltd	28	97,498	2,184

Small Cap	Price	Mkt.Cap	Shares
Uti AMC Ltd	499	63,210	1,408
CAMS Ltd	1,298	63,323	429
Can Fin Homes Ltd	457	60,838	814
Cyient Ltd	395	43,472	805
Teamlease Services Ltd	2,228	38,093	136
Angel Broking Ltd	352	28,830	658
Equitas Small Finance Bank	33	37,278	4,615
Chemcon Speciality Chemical	412	15,079	328
CG Power & Indl Sol	31	19,680	3,661
Mazagon Dock Shipbuilders	167	33,642	675
Radico Khaitan Ltd	437	58,358	246
Indiabulls Housing Finance	140	64,775	642
Kpr Mill Ltd	737	50,720	99
Huhtamaki PPL	275	20,753	226
Firstsource Solutions Ltd	70	48,662	868
Spicejet (Royal Airways) Ltd	50	29,774	1,038
Orient Refractories Ltd	186	22,322	147
Indian Energy Exchange Ltd	191	57,305	133
IFB Industries Ltd	706	28,592	29
Agro Tech Foods Ltd	717	17,465	28

Highlighted cells are covered by KRChoksey Research

Increased - Top Picks by AMC. - October'20

Mkt. Cap. INR 2,75,000 Mn & above

In Mn

In '000

Between INR 75,000 - 2,75,000 Mn

In Mn

In '000

Below INR 75,000 Mn

In Mn

In '000

Large Cap	Price	Mkt.Cap	Shares
Dr Reddys Laboratories Ltd	4,888	8,12,669	1,743
Reliance Industries Ltd	2,054	1,38,91,593	3,679
Icici Bank Ltd	393	27,07,361	19,108
Bharti Airtel Ltd.	434	23,65,530	16,157
Bajaj Finance Ltd	3,308	19,93,148	2,015
Kotak Mahindra Bank Ltd	1,548	30,63,311	3,825
Hcl Technologies Ltd	843	22,88,162	6,515
Maruti Suzuki India	6,956	21,01,329	705
Housing Development Fin Corp	1,923	34,52,879	2,415
Avenue Supermarts Ltd	2,241	14,51,858	1,926
Infosys Ltd	1,061	45,17,532	3,526
Reliance Industries Ltd –RE Temp	1,185	1,38,91,593	3,143
Britannia Industries Ltd	3,475	8,36,437	1,067
Sun Pharmaceutical Industries	466	11,17,463	7,919
Lupin Ltd	908	4,11,756	3,982
Hdfc Life Insurance Co Ltd	590	11,91,280	6,120
Axis Bank Ltd	492	15,06,823	6,978
Hdfc Bank Ltd	1,183	65,15,181	2,876
Tata Consultancy Services Ltd	2,665	99,99,543	1,164
State Bank Of India Ltd	189	16,88,983	13,782

Mid Cap	Price	Mkt. Cap	Shares
Federal Bank Ltd India	51	1,00,680	6,89,523
Srf Ltd	4,417	2,61,665	704
Metropolis Healthcare Ltd	1,963	99,994	1,135
Coforge (Niit) Ltd	2,205	1,33,578	917
Max Financial Services (India)	591	1,59,224	3,318
Oracle Financial Services Soft.	3,144	2,70,367	571
Bharat Forge Ltd	451	2,10,104	3,192
Tvs Motor Co Ltd	455	2,16,283	3,146
Godrej Properties Ltd	1,035	2,60,790	1,354
Mphasis Bfl Ltd	1,381	2,57,826	997
Jindal Steel & Power Ltd	191	1,95,231	6,955
Mindtree Ltd	1,327	2,18,543	965
Creditaccess Grameen Ltd	648	1,00,779	1,918
United Breweries Ltd	926	2,44,707	1,301
City Union Bank Ltd	148	1,09,320	7,938
L&T Technology Services Ltd	1,667	1,74,864	690
Ashok Leyland Ltd	79	2,31,760	14,113
Au Small Finance Bank Ltd	776	2,37,810	1,428
Aditya Birla Fashion(Pantaloons)	153	1,18,651	6,290
Coromandel International Ltd	727	2,13,250	1,298

Small Cap	Price	Mkt.Cap	Shares
Uti AMC Ltd	499	63,210	5,967
Just Dial Ltd	652	40,300	2,041
Happiest Minds Technology	339	49,757	2,653
Kalpataru Power Trans. Ltd.	250	38,663	2,574
V Mart Retail Ltd	1,928	35,045	281
Orient Electric Ltd	208	44,039	2,538
CAMS Ltd	1,298	63,323	354
Transport Corp Of India Ltd	224	17,251	2,038
Affle India Ltd	2,661	67,850	157
Chambal Fertilisers & Chem.	163	67,629	2,441
Indoco Remedies Ltd	256	23,600	1,319
Vst Industries Ltd	3,403	52,543	94
Can Fin Homes Ltd	457	60,838	692
Birlasoft (Kpit) Ltd	179	49,575	1,742
Eih (East India Hotels) Ltd.	75	46,902	3,940
Sandhar Technologies Ltd	223	13,450	1,290
Indiabulls Housing Finance	140	64,775	2,055
Graphite India Ltd	176	34,425	1,415
Carborundum Universal Ltd	284	53,839	845
Skf India Ltd	1,475	72,926	153

Decreased - Top Picks by AMC. - October'20

Mkt. Cap. INR 2,75,000 Mn & above

In Mn

In '000

Between INR 75,000 - 2,75,000 Mn

In Mn

In '000

Below INR 75,000 Mn

In Mn

In '000

Large Cap	CMP	Mkt.Cap	Shares
Avenue Supermarts Ltd	2,241	14,51,858	-9,286
Infosys (Infosys Tech) Ltd	1,061	45,17,532	-18,215
Reliance Industries Ltd	2,054	1,38,91,593	-8,031
Housing Development Fin (Hdfc)	1,923	34,52,879	-7,729
Hindustan Unilever Ltd	2,072	48,68,985	-7,145
Hdfc Bank Ltd	1,183	65,15,181	-12,391
Itc Ltd	165	20,33,407	-69,424
Larsen & Toubro Ltd	930	13,05,191	-10,344
Axis Bank Ltd	492	15,06,823	-18,246
Bajaj Finance Ltd	3,308	19,93,148	-1,991
Wipro Ltd	341	19,46,828	-18,122
Kotak Mahindra Bank Ltd	1,548	30,63,311	-3,757
Icici Bank Ltd	393	27,07,361	-14,687
Tata Steel Ltd	410	4,70,220	-12,111
Tata Consultancy Services Ltd	2,665	99,99,543	-1,831
Nestle India Ltd	17,163	16,54,764	-273
Hdfc Life Insurance Co Ltd	590	11,91,280	-7,740
Asian Paints Ltd	2,213	21,22,753	-1,946
Bharti Airtel Ltd.	434	23,65,530	-9,588
Hero Motocorp Ltd	2,800	5,59,259	-1,436

Mid Cap	CMP	Mkt. Cap	Shares
Power Finance Corp Ltd	87	2,29,951	-96,312
Mindtree Ltd	1,327	2,18,543	-2,794
Tvs Motor Co Ltd	455	2,16,283	-7,321
Indian Hotels Co Ltd	95	1,13,455	-25,745
Bata India Ltd	1,313	1,68,744	-1,596
Tata Chemicals Ltd	322	82,095	-6,104
Multi Commodity Exchange	1,701	86,756	-1,112
Ashok Leyland Ltd	79	2,31,760	-23,267
Trent Ltd	660	2,34,462	-2,292
Deepak Nitrite Ltd	742	1,01,142	-2,035
Bank Of Baroda	42	1,92,447	-36,187
Syngene International Ltd	535	2,14,020	-2,569
Glaxosmithkline Pharma Ltd	1,466	2,48,290	-905
Aditya Birla Fashi	153	1,18,651	-8,247
Container Corp Of India Ltd	391	2,38,112	-2,989
Punjab National Bank	27	2,51,642	-41,329
Balkrishna Industries Ltd	1,346	2,60,263	-770
Voltas Ltd	706	2,33,737	-1,376
Cummins India Ltd	434	1,20,263	-2,221
Crompton Greaves Consumer	299	1,87,573	-3,179

Small Cap	CMP	Mkt.Cap	Shares
Thyrocare Technologies Ltd	1,148	60,661	-910
Route Mobile Ltd	996	56,644	-1,047
Amber Enterprises India Ltd	2,176	73,318	-289
Majesco Ltd	920	27,552	-673
Teamlease Services Ltd	2,228	38,093	-221
Carborundum Universal Ltd	284	53,839	-1,621
Pvr Ltd	1,070	59,049	-421
Transport Corp Of India Ltd	224	17,251	-2,002
V Mart Retail Ltd	1,928	35,045	-201
Cochin Shipyard Ltd	339	44,632	-1,056
Engineers India Ltd	65	41,043	-5,250
Central Depository Svcs India	483	50,489	-698
Dcb Bank (Development) Ltd	77	23,937	-4,319
Inox Leisure Ltd	254	26,105	-1,182
Can Fin Homes Ltd	457	60,838	-633
Rossari Biotech Ltd	796	41,315	-352
Kalpataru Power Trans. Ltd.	250	38,663	-1,058
Happiest Minds Technology	339	49,757	-767
Sanghi Industries Ltd	32	7,982	-7,539
Just Dial Ltd	652	40,300	-345

Sold Out - Top Picks by AMC. - October'20

Mkt. Cap. INR 2,75,000 Mn & above

In Mn

In '000

Between INR 75,000 - 2,75,000 Mn

In Mn

In '000

Below INR 75,000 Mn

In Mn

In '000

Large Cap	CMP	Mkt.Cap	Shares
Bharti Infratel Ltd	186	3,43,195	-1,526
Petronet Lng Ltd	231	3,46,725	-426
Mrf Ltd	65,257	2,76,762	-1
Adani Enterprises (Exports) Ltd	339	3,72,946	-104
Cadila Healthcare Ltd	418	4,27,617	-48
Dabur India Ltd	512	9,04,124	-30
Reliance Industries Ltd RE Temp	1,185	1,38,91,593	-1

Mid Cap	CMP	Mkt. Cap	Shares
Exide Industries Ltd	159	1,35,107	-833
Phoenix Mills Ltd	579	99,431	-213
Coforge (Niit) Ltd	2,205	1,33,578	-46
Nmdc Ltd	82	2,52,296	-1,139
Wabco India Ltd	4,884	92,632	-16
Sun Tv Network Ltd	422	1,66,205	-131
Rec (Rural Electrification)	103	2,03,120	-492
Ttk Prestige Ltd	5,715	79,211	-8
Oil India Ltd	86	93,205	-345
IRCTC Ltd	1,316	2,10,488	-19
Abb India Ltd	897	1,90,145	-27
Shriram Transport Finance	693	1,75,296	-33
Motilal Oswal Financial Ser	564	82,367	-39
Thermax Ltd	760	90,535	-28
Castrol India Ltd	114	1,12,689	-143
Cummins India Ltd	434	1,20,263	-32
Bharat Forge Ltd	451	2,10,104	-27
Mahindra & Mahindra Fin	122	1,51,105	-83
Bharat Heavy Electricals Ltd	28	97,498	-97
Aditya Birla Fashion & R Temp	95	1,18,651	-11

Small Cap	CMP	Mkt.Cap	Shares
Uti Asset Management Co Ltd	499	63,210	-38,987
Chennai Petroleum Corp Ltd	77	11,459	-6,638
Route Mobile Ltd	996	56,644	-200
Equitas Holdings Ltd	47	16,030	-3,450
Engineers India Ltd	65	41,043	-2,200
Future Retail Ltd	71	38,584	-1,882
Tv18 Broadcast	29	49,202	-4,163
Accelya Solutions India (Kale)	866	12,927	-127
Star Cement Ltd	83	34,232	-1,289
Dcb Bank (Development) Ltd	77	23,937	-1,251
Kpr Mill Ltd	737	50,720	-117
Iifl Securities Ltd	39	12,497	-1,985
Carborundum Universal Ltd	284	53,839	-190
Kalpataru Power Trans. Ltd.	250	38,663	-200
Ramkrishna Forgings Ltd	374	12,222	-100
Neogen Chemicals Ltd	621	14,494	-50
Future Supply Chain Solutions	86	3,778	-335
Chalet Hotels Ltd	137	28,006	-210
CAMS Ltd	1,298	63,323	-17
Finolex Cables Ltd	278	42,441	-79

Highlighted cells are covered by KRChoksey Research

All reasonable care has been taken to ensure that the information contained herein is not misleading or untrue at the time of publication. However, we make no long standing commitment as to its accuracy or completeness. All information is for the private use of the person to whom it is provided without any liability whatsoever on the part of KRChoksey Group or any associated company or any employee of the Group thereof.

This note / report is based on information obtained from public sources and sources believed to be reliable, but no independent verification has been made nor is its accuracy or completeness guaranteed. This information herein is solely for informational purpose and shall not be used or considered as an offer document or solicitation of offer to buy or sell or subscribe for securities or other financial instruments. Forward-looking statements are not predictions and may be subject to change without notice.

The information and opinions in this note / document / report have been prepared by KRChoksey Group and are subject to change without any notice. The information contained is strictly confidential and meant solely for the selected recipient and may not be altered in any way, transmitted to, copied or distributed, in part or in whole, to any other person or to the media or reproduced in any form, without the prior written consent of KRChoksey Group.

The KRChoksey Group represented by their directors or employees may have open positions or investment interest in the stocks mentioned herein. This information herein is solely for informational purpose and shall not be construed as an offer to buy or sell or a solicitation of an offer to buy or sell or subscribe for securities or other financial instruments. The value of any investment may fall as well as rise subject to market condition/s. Investors are advised to avail personal counseling from our research or dealing desk if they wish for any further clarity or clarifications in the understanding on various aspects of investment. Stock investments are subject to market risk and the recipient should independently evaluate the investment risks.

KRChoksey Group is an investment boutique having multiple SEBI registration for its various services being provided to the clients. The entity has following SEBI registrations:

- KRChoksey Shares and Securities Pvt. Ltd., having SEBI stock broking registration (No. INZ000181135) under SEBI (Stock Brokers) Regulations, 1992, SEBI Research Analyst Registration (No. INH000001295) under SEBI (Research Analysts) Regulations, 2014 SEBI Portfolio Manager Registration (No. INP000001124) under SEBI (Portfolio Managers) Regulations, 2013
- KRChoksey Commodity Brokers Pvt. Ltd., having SEBI commodity broking registration (No. INZ000032234) under SEBI (Stock Brokers) Regulations, 1992
- K R Choksey Investment Managers Pvt. Ltd is an Investment Advisory Entity having SEBI Registration (No. INA000011273) under SEBI (Investment Advisers) Regulations, 2013.

Thank You

Visit us at www.krchoksey.com

KRChoksey Shares and Securities Pvt. Ltd

Registered Office:

1102, Stock Exchange Tower, Dalal Street, Fort, Mumbai –400 001.

Phone: +91-22-6633 5000; Fax: +91-22-6633 8060.

Corporate Office:

ABHISHEK, 5th Floor, Link Road, Andheri (W), Mumbai –400 053.

Phone: +91-22-6696 5555; Fax: +91-22-6691 9576

Contact Us At:

KRChoksey Research

Phone: +91-22-6696 5572 | Email: research@krchoksey.com