



INSTIPRO

Holding Movement of Top AMC

For November 2020

December 2020

Description:

InstiPro is a report on holdings movement of top asset management companies (selected) based out of India. It provide insights on institutional activities including list of companies, sector and industry where the positions were increased, decreased, sold out or added over a specific duration of 1 month.

Database: **FactSet**

Currency & Denomination: **INR in Million**

Shares: **In Thousands**

Position/Share Movement: **Based on number of shares bought/sold by AMC**

Holding Movement Period: **1 Month**

Period: **1st-30th November'20**

Note: Position movements are not net-off on overall activity.

List of AMC*	Short Form
Aditya Birla Sun Life AMC Ltd.	ABSL AMC
Axis Asset Management Co. Ltd.	Axis AMC
Canara Robeco Asset Management Co. Ltd.	Canara AMC
DSP Investment Managers Pvt Ltd.	DSP AMC
Edelweiss Asset Management Ltd.	Edelweiss AMC
Franklin Templeton Asset Management Ltd.	Franklin AMC
HDFC Asset Management Co. Ltd.	HDFC AMC
ICICI Prudential Asset Management Co. Ltd.	ICICI Pru AMC
IDFC Asset Management Co.	IDFC AMC
Invesco Asset Management (India) Pvt Ltd.	Invesco AMC
Kotak Mahindra Asset Management Co. Ltd.	Kotak AMC
L&T Investment Management Ltd.	L&T Invest AMC
Mirae Asset Global Investments (India) Pvt Ltd.	Mirae AMC
Motilal Oswal Asset Management Co. Ltd.	Motilal AMC
Nippon Life Asset Management Ltd.	Nippon AMC
Principal Asset Management Pvt Ltd.	Principal AMC
SBI Funds Management Pvt Ltd.	SBI Funds
Sundaram Asset Management Co. Ltd.	Sundaram AMC
Tata Asset Management Ltd.	TATA AMC
UTI Asset Management Co. Ltd.	UTI AMC

***The above AMC cover ~80% of the overall AMC's AUM. The data list of AMC excludes insurance companies and pension funds.**

Performance Analysis – By Sector – Nov'20 - Decreased & Sold-Out Positions

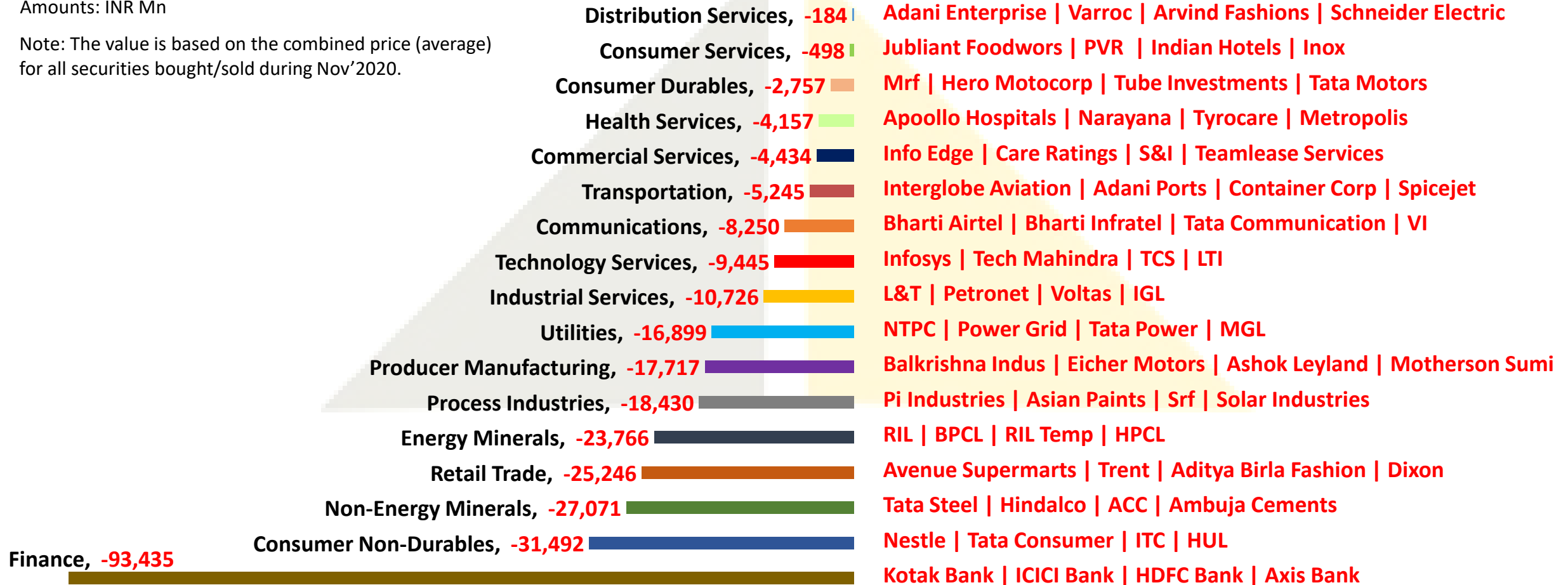
Domestic MF's continued to remain net sellers in November 20 mainly within the frontline large cap stocks where profit booking remained the driver; while FII's were net buyers. Financials and Consumer Non-Durables experienced major sell-offs, whereas IT this month was relatively more stable. Close to 40 Nifty stocks saw decline in holding including the likes of top 4 private banks, Nestle, Tata Consumer, and Tata Steel.

Focus Sectors

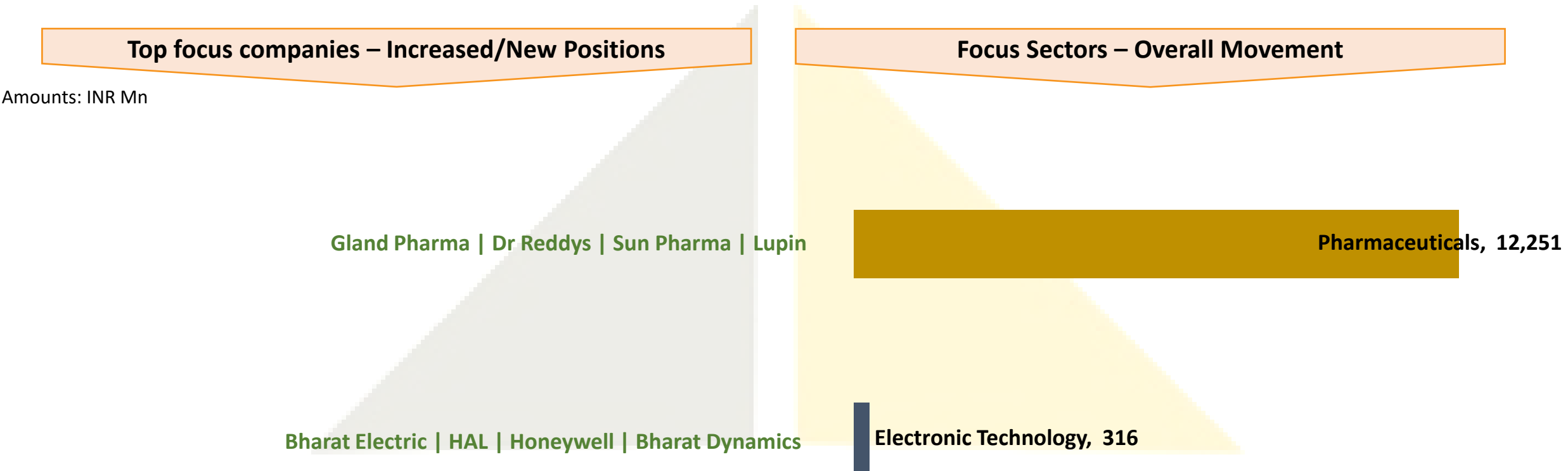
Top focus companies – Decreased/Sold-Out Positions

Amounts: INR Mn

Note: The value is based on the combined price (average) for all securities bought/sold during Nov'2020.



Pharmaceuticals remained the saving grace yet again in November 20 offering defensive investments in a post Covid-19 environment where Dr. Reddy and Gland Pharma remained top picks during the month.

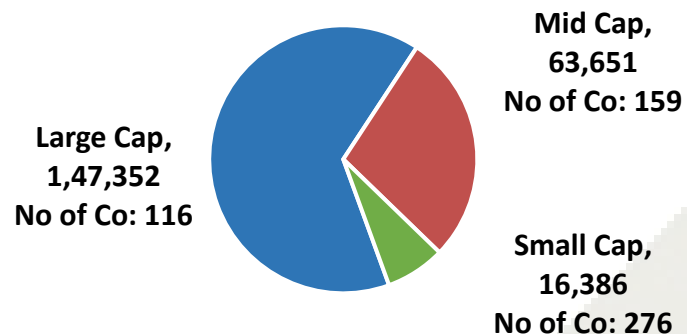


Note: The value is based on the combined price (average) for all securities bought/sold during Nov’2020.

In a turn from the previous month, domestic AMCs bought new position into large cap stocks whereas major exits were noticed in mid and small-cap space. However, at a net level, outflow in the Large-cap category continued as investors continued to book profits.

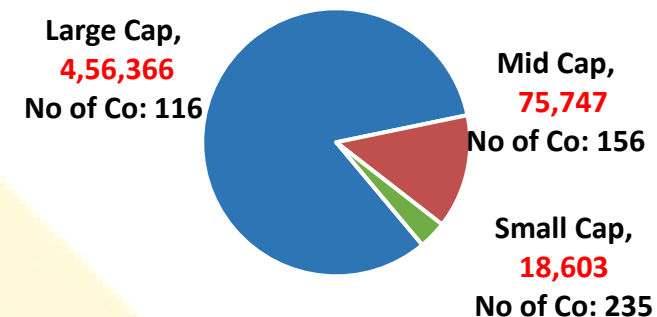
Increased (INR Mn)

Total Companies: 551



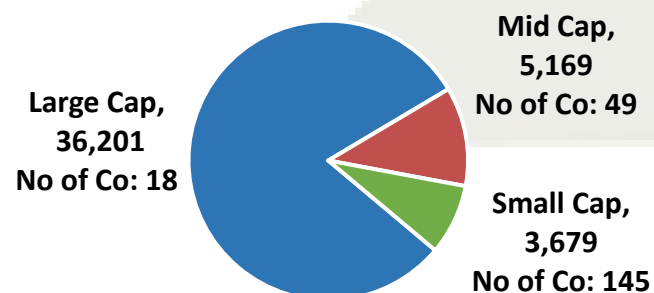
Decreased (INR Mn)

Total Companies: 507



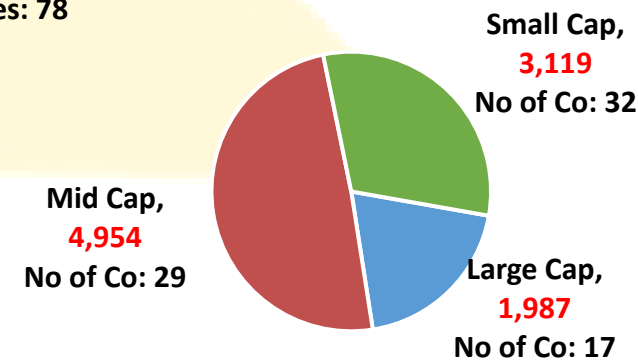
New Position (INR Mn)

Total Companies: 212



Sold Out (INR Mn)

Total Companies: 78



Note: The value is based on the combined price (average) for all securities bought/sold during Nov'2020.

Large Cap: >2.75Mn

Mid Cap: 0.75 – 2.75Mn

Small Cap: <0.75Mn

New Positions - Top Picks by AMC. - Nov'20

Mkt. Cap. INR 2,75,000 Mn & above				Between INR 75,000 - 2,75,000 Mn				Below INR 75,000 Mn			
In Mn In '000				In Mn In '000				In Mn In '000			
Large Cap	Price	Mkt.Cap	Shares	Mid Cap	Price	Mkt. Cap	Shares	Small Cap	Price	Mkt.Cap	Shares
Gland Pharma Ltd	2,114	3,45,253	15,829	Mphasis Bfl Ltd	1,317	2,45,746	1,069	Equitas Small Finance Bank	34	39,099	34,406
Aurobindo Pharma Ltd	868	5,08,624	808	JK Cement Ltd	2,026	1,56,531	443	Ingersoll Rand India Ltd	648	20,467	1,266
State Bank Of India Ltd	244	21,80,283	2,587	Bata India Ltd	1,572	2,02,020	326	IDFC Ltd	42	66,648	7,922
Siemens Ltd	1,514	5,39,130	185	L&T Finance Holdings Ltd	87	1,73,804	3,890	DCB Bank Ltd	108	33,438	3,052
Ipca Laboratories Ltd	2,197	2,78,621	104	Tata Power Co Ltd	65	2,07,537	3,631	Graphite India Ltd	244	47,603	757
Godrej Properties Ltd	1,166	2,93,888	146	Rbl Bank Ltd	224	1,33,694	875	Sobha Ltd	311	29,488	503
Icici Prudential Life Insurance	442	6,34,597	355	Dalmia Bharat Ltd	1,099	2,05,312	173	Ujjivan Small Finance Bank	38	65,327	3,814
Bajaj Holdings & Investment Ltd	3,064	3,41,009	50	Polycab India Ltd	958	1,42,813	133	Rallis India Ltd	282	54,840	334
Cholamandalam Invt & Fin Co Ltd	390	3,19,256	220	Apl Apollo Tubes Ltd	672	83,804	33	Chennai Petroleum Corp Ltd	85	12,717	980
Larsen & Toubro Infotech Ltd	3,202	5,59,132	25	Oberoi Realty Ltd	463	1,68,475	225	Equitas Holdings Ltd	70	23,925	1,144
Dabur India Ltd	500	8,83,003	150	Sun Tv Network Ltd	440	1,73,358	213	Kei Industries Ltd	425	38,171	138
Adani Enterprises Ltd	399	4,38,549	128	TVS Motor Co Ltd	499	2,37,235	188	Force Motors Ltd	1,162	15,148	30
Tata Steel Ltd (Partly Paid up)	134	6,62,158	367	Canara Bank	104	1,50,801	895	Gujarat Narmada Valley Ltd	210	32,591	115
Hindustan Zinc Ltd	230	9,70,978	130	Manappuram Finance Ltd	180	1,52,137	426	Mahindra Holidays & Resorts	191	25,535	53
Petronet Lng Ltd	249	3,74,100	57	Rec Ltd	121	2,38,471	570	Mahindra Cie Automotive Ltd	160	60,585	19

Highlighted cells are covered by KRChoksey Research

Increased - Top Picks by AMC. - Nov'20

Mkt. Cap. INR 2,75,000 Mn & above

In Mn

In '000

Between INR 75,000 - 2,75,000 Mn

In Mn

In '000

Below INR 75,000 Mn

In Mn

In '000

Large Cap	Price	Mkt.Cap	Shares
Maruti Suzuki India (Mar Udyog)	7,027	21,22,626	1,145
Infosys (Infosys Tech) Ltd	1,101	46,87,792	7,223
Hcl Technologies Ltd	822	22,31,175	8,985
Dr Reddys Laboratories Ltd	4,830	8,03,044	1,318
Adani Port&Spcl Economic Zone	412	8,37,082	15,241
Housing Development Fin (Hdfc)	2,258	40,59,961	2,216
State Bank Of India Ltd	244	21,80,283	20,467
Itc Ltd	194	23,83,486	22,844
Bharat Petroleum Corp Ltd	373	8,09,023	11,837
Sun Pharmaceutical Industries	512	12,27,349	7,962
Lupin (Lab) Ltd	892	4,04,232	4,184
Sbi Cards & Payment Services	800	7,51,502	4,596
Axis Bank Ltd	602	18,42,683	5,881
Mahindra & Mahindra Ltd	720	8,95,161	4,545
Vedanta (Sesa Sterlite) Ltd	121	4,49,781	24,526

Mid Cap	Price	Mkt. Cap	Shares
Crompton Greaves Consumer	305	1,91,440	22,212
Federal Bank Ltd India	63	1,25,114	1,01,730
Lic Housing Finance Ltd	330	1,66,539	9,784
Max Financial Services (India)	649	1,74,900	4,159
Mahindra & Mahindra Fin Svcs	171	2,11,152	12,067
Page Industries Ltd	22,762	2,53,882	90
Coforge (Niit) Ltd	2,400	1,45,372	673
Bharat Forge Ltd	508	2,36,614	2,979
Aavas Financiers Ltd	1,623	1,27,217	927
Phoenix Mills Ltd	683	1,17,215	2,174
Jindal Steel & Power Ltd	244	2,49,190	5,743
Rbl Bank Ltd	224	1,33,694	5,545
Aia Engineering Ltd	1,866	1,76,007	582
Ashok Leyland Ltd	92	2,70,362	11,498
Solar Industries India Ltd	1,044	94,485	1,003

Small Cap	Price	Mkt.Cap	Shares
Inox Leisure Ltd	271	30,498	5,578
Matrimony Com Ltd	729	16,605	1,488
Uti AMC Ltd	549	69,606	1,657
Kalpataru Power Transmiss	320	49,493	2,455
Century Plyboards Ltd	200	44,512	3,677
Strides Pharma Science	764	68,513	822
V Mart Retail Ltd	2,252	40,933	266
Pvr Ltd	1,305	72,026	442
Greaves Cotton Ltd	84	19,421	5,311
Balrampur Chini Mills Ltd	165	34,566	2,329
Jk Lakshmi Cement Ltd	331	38,931	1,052
Carborundum Universal Ltd	346	65,464	812
Birlasoft (Kpit) Ltd	198	54,938	1,359
Westlife Development Ltd	435	67,786	578
CAMS Ltd	1,444	70,453	159

Highlighted cells are covered by KRChoksey Research

Decreased - Top Picks by AMC. - Nov'20

Mkt. Cap. INR 2,75,000 Mn & above				Between INR 75,000 - 2,75,000 Mn				Below INR 75,000 Mn			
In Mn In '000				In Mn In '000				In Mn In '000			
Large Cap	Price	Mkt.Cap	Shares	Mid Cap	Price	Mkt. Cap	Shares	Small Cap	Price	Mkt.Cap	Shares
Kotak Mahindra Bank Ltd	1,902	37,64,858	-15,300	Trent Ltd	723	2,57,160	-6,174	PVR Ltd	1,305	72,026	-875
Reliance Industries Ltd	1,930	1,22,34,169	-12,307	Tube Investments Of India Ltd	822	1,54,584	-3,650	National Aluminium Co Ltd	39	73,132	-14,308
Avenue Supermarts Ltd	2,287	14,81,202	-8,824	Ashok Leyland Ltd	92	2,70,362	-25,103	Inox Leisure Ltd	271	30,498	-1,871
Icici Bank Ltd	473	32,62,177	-36,883	Pfizer Ltd India/	5,104	2,33,501	-402	CG Power & Indl Sol	41	25,791	-12,112
Hdfc Bank Ltd	1,441	79,31,405	-10,920	Bharat Heavy Electricals Ltd	33	1,14,386	-61,937	Can Fin Homes Ltd	482	64,147	-919
Axis Bank Ltd	602	18,42,683	-25,789	Aavas Financiers Ltd	1,623	1,27,217	-1,249	Avanti Feeds Ltd	522	71,113	-829
Bajaj Finance Ltd	4,903	29,54,666	-2,930	Escorts Ltd	1,403	1,89,126	-1,349	Gujarat Fluorochemicals Ltd	577	63,367	-706
Tata Steel Ltd	578	6,62,158	-20,917	Emami Ltd	441	1,96,142	-4,130	Thyrocare Technologies Ltd	1,099	58,072	-365
Bajaj Finserv Ltd	8,755	13,93,280	-1,221	Voltas Ltd	806	2,66,759	-2,175	CDSL	490	51,174	-805
Infosys Ltd	1,101	46,87,792	-9,629	JK Cement Ltd	2,026	1,56,531	-831	Shriram City Union Finance	1,083	71,466	-327
Nestle India Ltd	17,658	17,02,470	-584	Astral Poly Technik Ltd	1,464	2,20,530	-1,083	Orient Refractories Ltd	217	26,010	-1,614
Indusind Bank Ltd	858	6,48,789	-11,232	Solar Industries India Ltd	1,044	94,485	-1,502	Eclerx Services Ltd	726	25,312	-449
Divis Laboratories Ltd	3,608	9,57,704	-2,603	Tata Power Co Ltd	65	2,07,537	-23,031	Brigade Enterprises Ltd	218	45,490	-1,466
Ntpc Ltd	94	9,32,067	-99,001	Cummins India Ltd	587	1,62,578	-2,527	Equitas Holdings Ltd	70	23,925	-4,233
Bharti Airtel Ltd	463	25,27,560	-20,094	Aditya Birla Fashion	163	1,25,811	-8,479	CEAT Ltd	1,148	46,427	-257

Highlighted cells are covered by KRChoksey Research

Sold Out - Top Picks by AMC. - Nov'20

Mkt. Cap. INR 2,75,000 Mn & above

In Mn

In '000

Between INR 75,000 - 2,75,000 Mn

In Mn

In '000

Below INR 75,000 Mn

In Mn

In '000

Large Cap	Price	Mkt.Cap	Shares
MRF Ltd	77,940	3,30,555	-11
Reliance Industries Ltd Temp	1,042	1,22,34,169	-390
Interglobe Aviation Ltd	1,515	5,82,774	-138
Jubilant Foodworks Ltd	2,498	3,29,619	-51
Nmdc Ltd	96	2,94,550	-1,052
Whirlpool Of India (Kelvinator)	2,181	2,76,758	-42
Godrej Properties Ltd	1,166	2,93,888	-55
Colgate Palmolive (India) Ltd	1,509	4,10,399	-21
Motherson Sumi Systems Ltd	148	4,66,860	-210
Avenue Supermarts Ltd	2,287	14,81,202	-13
Godrej Consumer Products Ltd	700	7,15,536	-21
Acc Ltd	1,703	3,19,849	-9
Apollo Hospitals Enterprise	2,339	3,25,372	-3
Havells India Ltd	802	5,02,062	-7
Bharti Infratel Ltd	218	5,88,170	-23

Mid Cap	Price	Mkt. Cap	Shares
L&T Finance Holdings Ltd	87	1,73,804	-10,221
Bata India Ltd	1,572	2,02,020	-530
Torrent Power Ltd	316	1,51,851	-2,365
Trent Ltd	723	2,57,160	-663
Shriram Transport Finance Co	1,071	2,71,054	-330
Page Industries Ltd	22,762	2,53,882	-10
Blue Star Ltd	807	77,677	-234
Tata Chemicals Ltd	391	99,699	-392
Apollo Tyres Ltd	184	1,05,486	-683
Motilal Oswal Financial Services	610	89,098	-201
Chambal Fertilisers & Chemicals	204	84,713	-543
Schaeffler India Ltd	3,973	1,24,207	-26
Laurus Labs Ltd	317	1,69,991	-308
Sun Tv Network Ltd	440	1,73,358	-218
Zydus Wellness Ltd	1,860	1,18,375	-35

Small Cap	Price	Mkt.Cap	Shares
CG Power & Indl Sol	41	25,791	-10,000
Happiest Minds Technologies	314	46,086	-1,075
Nava Bharat Ventures (Ferro)	54	9,507	-6,219
CAMS Ltd	1,444	70,453	-158
Vip Industries Ltd	361	51,058	-600
GE Power India (Alstom) Ltd	274	18,437	-555
Sterlite Tech	163	64,472	-909
National Aluminium Co Ltd	39	73,132	-3,565
Siyaram Silk Mills Ltd	161	7,558	-837
Rallis India Ltd	282	54,840	-405
Birla Corp Ltd	710	54,639	-155
Beml Ltd	723	30,128	-150
Thomas Cook India Ltd	47	17,836	-2,061
Spicejet (Royal Airways) Ltd	72	42,932	-972
Minda Corp Ltd	82	18,530	-809

Highlighted cells are covered by KRChoksey Research

All reasonable care has been taken to ensure that the information contained herein is not misleading or untrue at the time of publication. However, we make no long standing commitment as to its accuracy or completeness. All information is for the private use of the person to whom it is provided without any liability whatsoever on the part of KRChoksey Group or any associated company or any employee of the Group thereof.

This note / report is based on information obtained from public sources and sources believed to be reliable, but no independent verification has been made nor is its accuracy or completeness guaranteed. This information herein is solely for informational purpose and shall not be used or considered as an offer document or solicitation of offer to buy or sell or subscribe for securities or other financial instruments. Forward-looking statements are not predictions and may be subject to change without notice.

The information and opinions in this note / document / report have been prepared by KRChoksey Group and are subject to change without any notice. The information contained is strictly confidential and meant solely for the selected recipient and may not be altered in any way, transmitted to, copied or distributed, in part or in whole, to any other person or to the media or reproduced in any form, without the prior written consent of KRChoksey Group.

The KRChoksey Group represented by their directors or employees may have open positions or investment interest in the stocks mentioned herein. This information herein is solely for informational purpose and shall not be construed as an offer to buy or sell or a solicitation of an offer to buy or sell or subscribe for securities or other financial instruments. The value of any investment may fall as well as rise subject to market condition/s. Investors are advised to avail personal counseling from our research or dealing desk if they wish for any further clarity or clarifications in the understanding on various aspects of investment. Stock investments are subject to market risk and the recipient should independently evaluate the investment risks.

KRChoksey Group is an investment boutique having multiple SEBI registration for its various services being provided to the clients. The entity has following SEBI registrations:

- KRChoksey Shares and Securities Pvt. Ltd., having SEBI stock broking registration (No. INZ000181135) under SEBI (Stock Brokers) Regulations, 1992, SEBI Research Analyst Registration (No. INH000001295) under SEBI (Research Analysts) Regulations, 2014 SEBI Portfolio Manager Registration (No. INP000001124) under SEBI (Portfolio Managers) Regulations, 2013
- KRChoksey Commodity Brokers Pvt. Ltd., having SEBI commodity broking registration (No. INZ000032234) under SEBI (Stock Brokers) Regulations, 1992
- K R Choksey Investment Managers Pvt. Ltd is an Investment Advisory Entity having SEBI Registration (No. INA000011273) under SEBI (Investment Advisers) Regulations, 2013.

Thank You

Visit us at www.krchoksey.com

KRChoksey Shares and Securities Pvt. Ltd

Registered Office:

1102, Stock Exchange Tower, Dalal Street, Fort, Mumbai –400 001.

Phone: +91-22-6633 5000; Fax: +91-22-6633 8060.

Corporate Office:

ABHISHEK, 5th Floor, Link Road, Andheri (W), Mumbai –400 053.

Phone: +91-22-6696 5555; Fax: +91-22-6691 9576

Contact Us At:

KRChoksey Research

Phone: +91-22-6696 5572 | Email: research@krchoksey.com