

States' fiscal deficit at only 16.5% of BEs for 1QFY22

Combined spending grows only 9.4% YoY in 1QFY22

- Based on the monthly accounts available for 16 states (together accounting for ~76% of all states), total receipts of all states grew 29.7% YoY in 1QFY22, while total spending grew slowly at 18% YoY in 1QFY22. With this, states have achieved 16.8%/16.7% of their receipts/spending of FY22 budget estimates (BEs), better than 13.6%/15.4% of 1QFY21 BEs. States' fiscal deficit during 1QFY22 accounted for 16.5% of FY22 BEs, lower than 25% of 1QFY21 BEs, but higher than average 10.1% of BEs in the three years prior to the COVID-19 outbreak.
- States' total taxes grew 44.7% YoY in 1QFY22, supported by a favorable base (down 35.4% YoY in 1QFY21). States' own non-tax revenue receipts grew at a strong pace. However, 'grants from the Centre' declined by 3.6% YoY in 1QFY22 due to a massive growth (51% YoY) in 1QFY21. Within states' own taxes, the collection of stamp duty and registration charges more than doubled in 1QFY22, with all states showing sharp increases, except Odisha (OD).
- Just like receipts, states' spending too grew sharply in 1QFY22 due to a low base. Capital spending of states grew 143.1% YoY in 1QFY22 due to a 57% YoY contraction in 1QFY21. Revenue spending by states grew 10.8% YoY in 1QFY22 from a growth of 3.1% YoY in 1QFY21.
- Individual analysis of states suggests that six out of 16 states – CT, HR, KL, MP, RJ, and TS – had already achieved a quarter of their full-year fiscal deficit target in 1QFY22. In fact, KL has already exhausted 74% of its FY22 BE, while the fiscal deficit for the others was in the 23-31% range. Two states – Jharkhand (JH) and OD – have run fiscal surpluses in 1QFY22, and the fiscal deficit of remaining eight states was less than 15% of 1QFY22 BEs (only 2% of BEs in MH).
- Combining finances of states with the central government for 1QFY22 suggests that total receipts of the general government grew 115% YoY in 1QFY22 on the back of 39% YoY contraction in 1QFY21. Combined spending (after adjusting for 'grants from the Center to states') grew only 9.4% YoY in 1QFY22 from a growth of 1.6% YoY in 1QFY21. While capex grew 58% YoY on the back of a low base, the three-year CAGR has been just 5% YoY in 1QFY22.
- A sharp contraction in 1QFY21 leads to optically very-high growth in fiscal receipts/spending in 1QFY22. From a two-year CAGR (1QFY20-1QFY22) perspective, general government receipts have grown faster (14% YoY) than spending (5% YoY). Although the two-year CAGR of total spending by the Center and states (unadjusted) was ~6% each, growth in receipts was very different at just 2% for states, but 37% for the Center (partly explained by higher cess on fuel items).
- Lastly, because of strong growth in combined receipts, but weak spending growth, the fiscal deficit of the general government was only 17.6% of 1QFY22 BEs vis-à-vis 57.6% in 1QFY21 and an average of 44% in the prior three years. The fiscal deficit of the general government was 8% of GDP in 1FY22 (assuming ~30% of nominal GDP growth in 1QFY22) vis-à-vis 21.1% of GDP in 1QFY21.

On an aggregate basis, total receipts of all states grew by 29.7% YoY in 1QFY22, following a 19.9% YoY contraction in 1QFY21 and 7% YoY growth in 4QFY21

In this note, we analyze the finances of 16 states that have published their fiscal accounts data up to Jun'21. These include: Chhattisgarh (CT), Gujarat (GJ), Haryana (HR), Himachal Pradesh (HP), JH, Karnataka (KA), Kerala (KL), Madhya Pradesh (MP), Maharashtra (MH), OD, Punjab (PB), Rajasthan (RJ), Tamil Nadu (TN), Telangana (TS), Uttar Pradesh (UP), and Uttarakhand (UK). Together these 16 states account for ~76% of total spending of all states taken together.

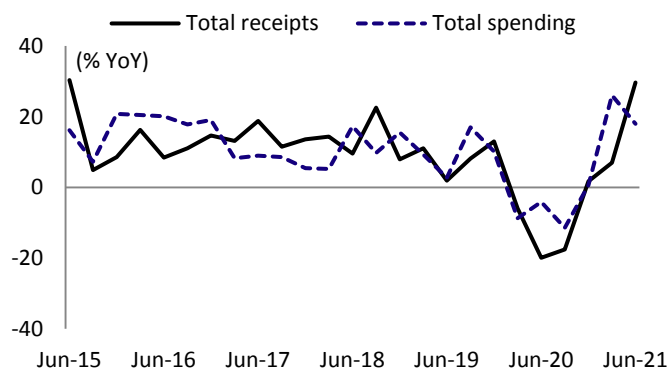
States' receipts grew ~30% YoY in 1QFY22... On an aggregate basis, total receipts of all states grew by 29.7% YoY in 1QFY22, following a 19.9% YoY contraction in 1QFY21 and 7% YoY growth in 4QFY21 (*Exhibit 1*), implying growth in receipts in the last quarter on account of a low base. Please see *Exhibit 12* in [Appendix 1](#) at the end of the report for state-wise details on total receipts.

...and total spending grew 18% YoY during 1QFY22: Total expenditure grew 18% YoY in 1QFY22 on the back of a contraction of 4.1% YoY in 1QFY21. It was, however, very low compared to growth of 26% YoY in 4QFY21 (*Exhibit 1*). Please see *Exhibit 16* in *Appendix 1* at the end of the report for state-wise details on total spending.

Aggregate fiscal deficit of all states stood at 16.5% of FY22BE

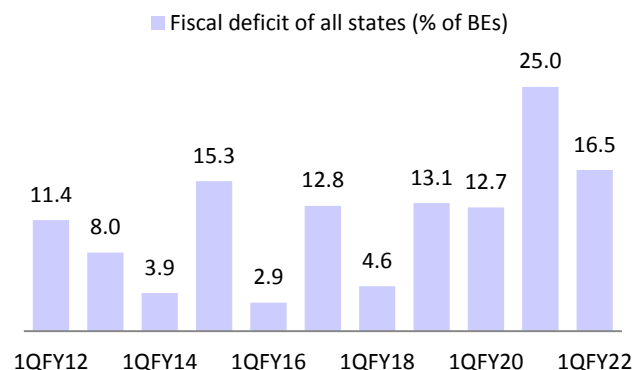
States' aggregate fiscal deficit stood at 16.5% of BE in 1QFY22: As a result of faster growth in receipts vis-à-vis total spending, aggregate fiscal deficit of all states stood at 16.5% of FY22BE, way lower than 25% of BEs in 1QFY21, but higher than the average of 10.1% of BEs in the three years before COVID-19 (*Exhibit 2*).

Exhibit 1: States' receipts grew 30% YoY in 1QFY22 supported by a low base of 1QFY21



Aggregate data for all states based on monthly data of 16 states

Exhibit 2: Aggregate fiscal deficit was 16.5% of BE in 1QFY22, less than 1QFY21, but higher than pre-COVID years

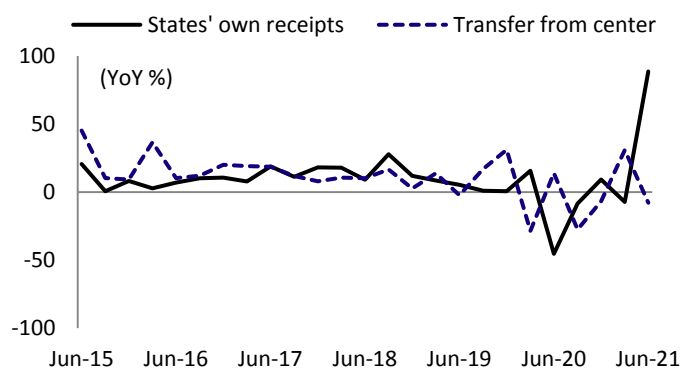


Source: Comptroller and Auditor General (CAG), CEIC, MOFSL

States' own receipts grew 89% YoY, while transfer from the Center declined by 8% YoY in 1QFY22

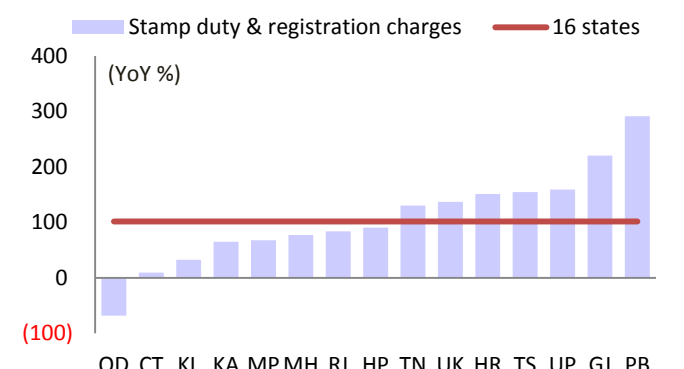
States own receipts grew, transfer from the Center declined in 1QFY22: Total taxes of all states grew ~45% YoY 1QFY22 due to a favorable base. While states' own taxes almost doubled last quarter, devolution from the Center contracted. States' own non-tax revenue receipts (SONTRR) grew 43.8% YoY in 1QFY22, but 'grants from the Center' fell 3.6% YoY last quarter. States' own receipts grew 89% YoY, while transfer from the Center declined by 8% YoY in 1QFY22 (*Exhibit 3*). Within states' own taxes, 'stamp duty and registration charges' more than doubled last quarter, with all states showing a sharp increase except OD, which saw a decline in 1QFY22 (*Exhibit 4*). Please see *Exhibit 13-15* in *Appendix 1* at the end of the report for state-wise details on receipt components.

Exhibit 3: States' own receipts grew, while 'transfer from the Center' declined in 1QFY22



Aggregate data for all states based on monthly data of 16 states

Exhibit 4: 'Stamp duty and registration charges' more-than-doubled in 1QFY22

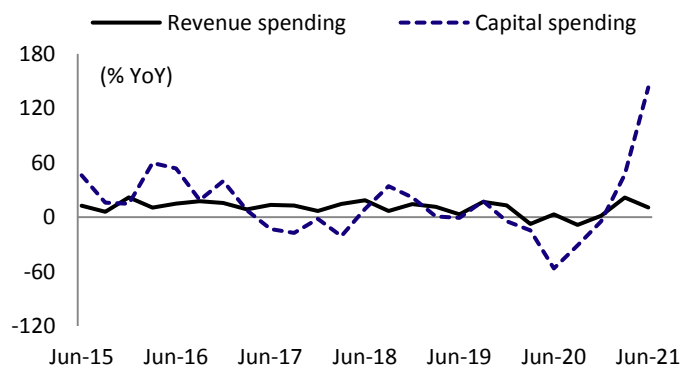


Jharkhand (JH) is not shown here, as it grew 16x in 1QFY22

Source: CEIC, CAG, State Budget Documents, MOFSL

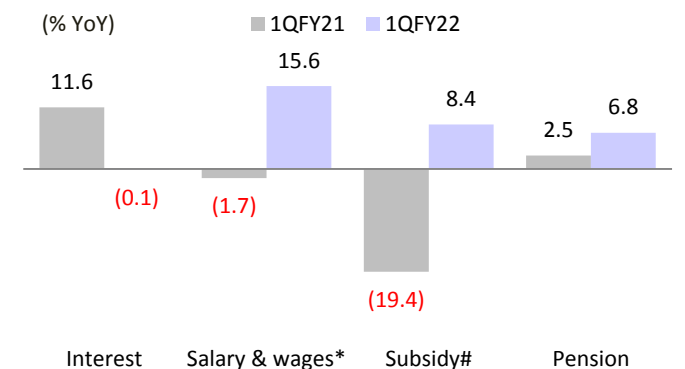
States' capital spending grew by 133.4% YoY in 1QFY22.... Like receipts, states' total spending grew by 18% YoY last quarter. Within total spending, revenue expenditure (revex) grew modestly by 10.8% YoY, while capital spending surged by 143% YoY in 1QFY22 (*Exhibit 5*). Please see *Exhibit 17-18* in [Appendix 1](#) for state-wise details on revenue and capital spending.

Exhibit 5: Capital spending grew sharply in 1QFY22...



Aggregate data for all states based on monthly data of 16 states
Source: CEIC, CAG, state budget documents, MOFSL

Exhibit 6: ...with an increase in non-interest spending



*Data for only 14 states (excluding KA and TN)
#Data for only 13 states (excluding KA, TN, and UK)

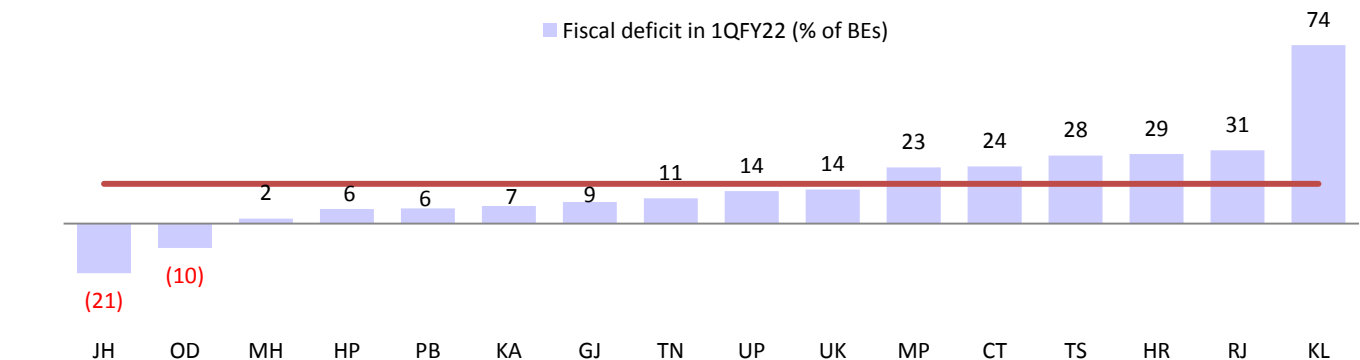
Further details regarding revenue spending suggest that interest payments declined by 10bp in 1QFY22 as against a growth of 11.6% in 1QFY21. The remaining three forms of revenue spending – salary and wages, subsidy, and pension – saw a sharp growth in 1QFY22 vis-à-vis 1QFY21 (*Exhibit 6*). Please refer *Exhibit 19-21* in [Appendix 1](#) at the end of the report for state-wise details.

States' own receipts grew 89% YoY, while transfer from the Center declined by 8% YoY in 1QFY22

JH and OD ran fiscal surpluses, MH had a negligible deficit, and KL's deficit was 74% of BEs in 1QFY22:

As mentioned above, the aggregate fiscal deficit of all states was 16.5% of BEs in 1QFY22. A closer look at individual states shows that six states – CT, HR, KL, MP, RJ and TS – had already achieved a quarter of their full-year fiscal deficit target in 1QFY22. In fact, KL has already exhausted 74% of its FY22 BEs, while fiscal deficit for the others was in the 23-31% range. Two states – JH and OD – have run fiscal surpluses in 1QFY22 and the fiscal deficit of the remaining eight states was less than 15% of 1QFY22 BEs, with only 2% of BEs in MH (*Exhibit 7*).

Exhibit 7: Fiscal deficit by states in 1QFY22 (% of BE)



Source: CEIC, CAG, state budget documents, MOFSL

Total spending by the general government grew 9.4% YoY in 1QFY22, following a growth of 1.6% YoY in 1QFY21 and 60% YoY in 4QFY21

Fiscal deficit of the general government was 8% of GDP in 1FY22, vis-à-vis 21.1% of GDP in 1QFY21 and the average of 10.8% of GDP in the first quarters of the three years prior to the COVID-19 outbreak

When we combine the finances of the central government with that of the states for 1QFY22, we arrive at four key takeaways:

- 1) The total receipts of the general government (after adjusting for 'grants from the Center' to states) grew 115% YoY in 1QFY22 on the back of 39% YoY fall in 1QFY21. The two-year CAGR in total receipts of the general government was 14% (*Exhibit 8*).
- 2) Total spending by the general government (after adjusting for 'grants from the Center' to states) grew only 9.4% YoY in 1QFY22, following a growth of 1.6% YoY in 1QFY21 and 60% YoY in 4QFY21 (*Exhibit 8*). The two-year CAGR in total spending of the general government was just 5% (*Exhibit 8*).
- 3) Within spending, revenue spending by the government grew only 4.3% YoY in 1QFY22 (following a growth of 3.4% YoY in 1QFY21) and capital spending grew 58% YoY vis-à-vis decline of 12.9% YoY in 1QFY21 (*Exhibit 9*).
- 4) Lastly, because of strong growth in combined receipts, but weak spending growth, the fiscal deficit of the general government was only 17.6% of BEs in 1QFY22 vis-à-vis 57.6% in 1QFY21 and an average of 44% in the prior three years (*Exhibit 10*). The fiscal deficit of the general government was 8% of GDP in 1FY22 (assuming ~30% of nominal GDP growth in 1QFY22) vis-à-vis 21.1% of GDP in 1QFY21 and the average of 10.8% of GDP in the first quarters of the three years prior to the COVID-19 outbreak (*Exhibit 11*).

Exhibit 8: Total receipts grew faster than spending...

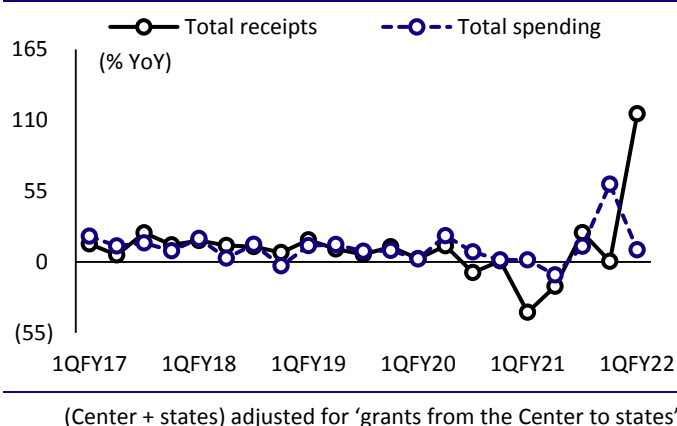


Exhibit 9: ...and capex growth outpaced revex in 1QFY22

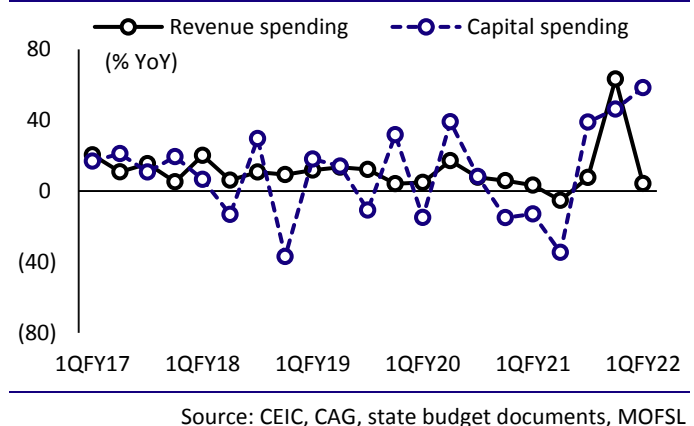


Exhibit 10: Combined fiscal deficit was only 18% of BEs...

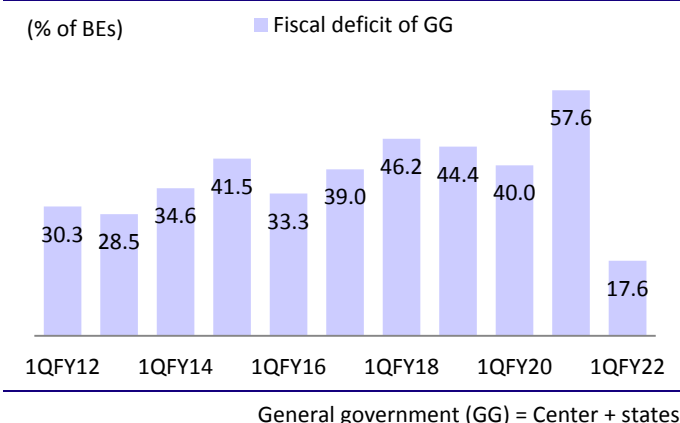
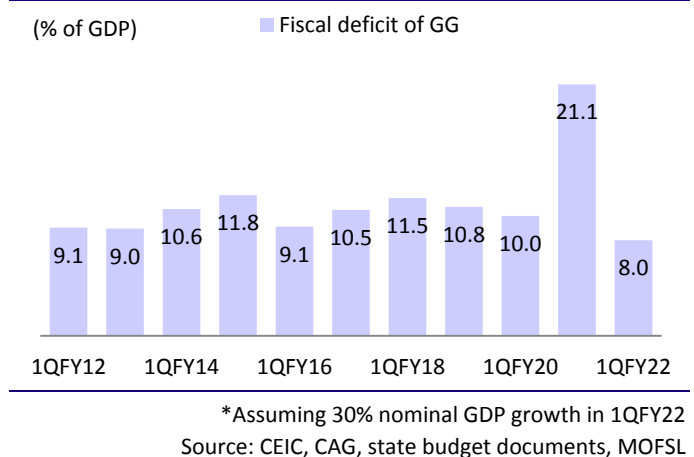


Exhibit 11: ...or just 8% of GDP* in 1QFY22



Appendix I

Exhibit 12: Details of fiscal accounts of the Centre and 16 state governments in 1QFY22 v/s 1QFY21

YoY %, unless specified	Total receipts		Total spending		Capital spending		Fiscal deficit (% of BE)	
	1QFY22	1QFY21	1QFY22	1QFY21	1QFY22	1QFY21	1QFY22	1QFY21
Chhattisgarh (CT)	7.2	(9.0)	9.6	(20.4)	151.3	(48.9)	23.8	30.6
Gujarat (GJ)	37.1	(23.2)	18.0	(12.6)	98.1	(68.6)	9.0	19.0
Haryana (HR)	94.6	(47.8)	28.0	(7.7)	92.3	(47.7)	29.0	46.9
Himachal Pradesh (HP)	5.4	(3.8)	18.7	1.0	63.2	25.0	6.1	(5.2)
Jharkhand (JH)	26.7	(22.0)	21.3	(26.3)	346.3	(97.3)	(20.6)	(15.5)
Karnataka (KA)	19.6	(14.5)	6.1	(0.8)	131.7	(58.2)	7.4	17.5
Kerala (KL)	44.2	(30.0)	26.4	17.1	24.6	29.9	74.4	68.1
Madhya Pradesh (MP)	15.7	(15.8)	21.9	(11.3)	99.6	(30.2)	23.4	17.9
Maharashtra (MH)	23.0	(27.5)	24.5	(11.7)	351.2	(93.3)	2.1	1.0
Odisha (OD)	25.4	(0.4)	22.1	(8.6)	(14.9)	(3.8)	(10.2)	(6.0)
Punjab (PB)	16.8	14.1	9.0	18.4	216.7	(70.3)	6.3	12.6
Rajasthan (RJ)	61.9	(29.1)	24.7	5.9	168.1	(57.6)	30.6	53.3
Tamil Nadu (TN)	38.7	(23.3)	4.9	0.3	37.0	(31.3)	10.6	32.4
Telangana (TS)	67.4	(22.6)	15.9	27.8	149.4	(35.7)	28.3	53.2
Uttar Pradesh (UP)	29.0	(29.2)	19.7	(15.9)	(1008.4)	(114.4)	13.6	25.9
Uttarakhand (UK)	8.0	15.6	30.8	13.7	535.5	(57.7)	14.6	(5.0)
16 states	31.2	(21.4)	18.1	(4.2)	143.7	(56.3)	16.6	26.1
All states	29.7	(19.9)	18.0	(4.1)	143.1	(56.5)	16.5	25.0
Central government	256.4	(47.0)	0.7	13.1	26.3	40.1	18.2	83.2
General government#	115.0	(39.0)	1.6	9.4	58.3	(12.9)	17.6	57.6

#Central government + all state governments

Exhibit 13: Total state-wise receipts in 1QFY22 (YoY %)

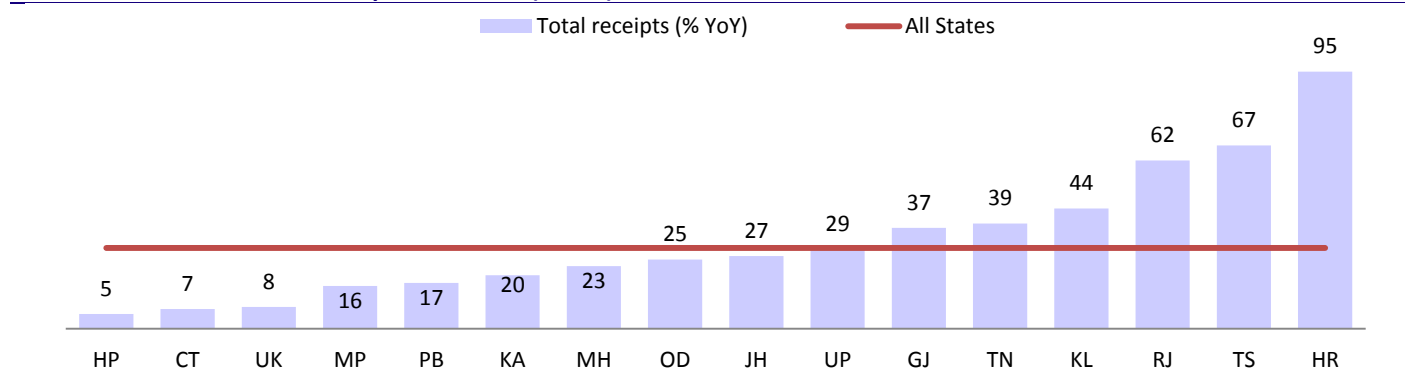


Exhibit 14: Total tax receipts (including devolution) of states in 1QFY22 (YoY %)

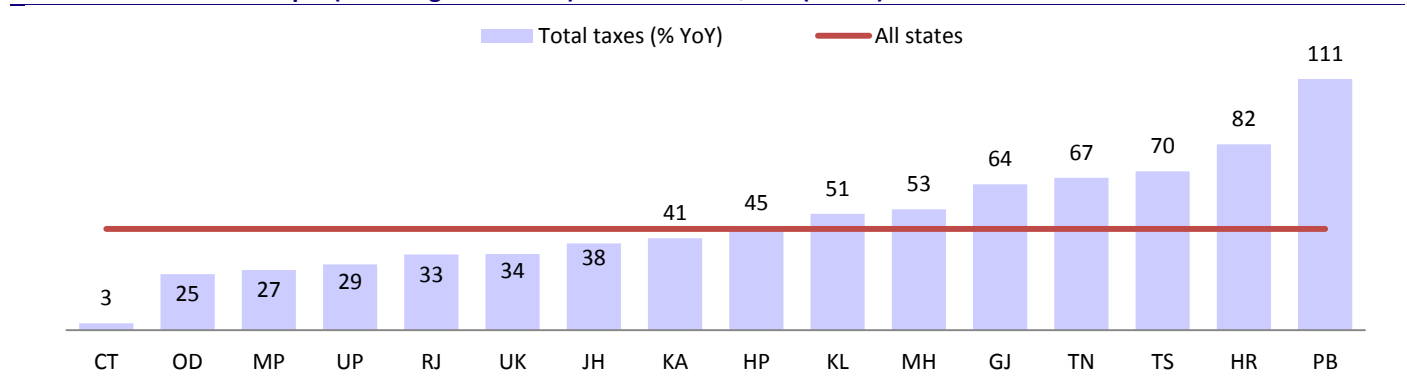
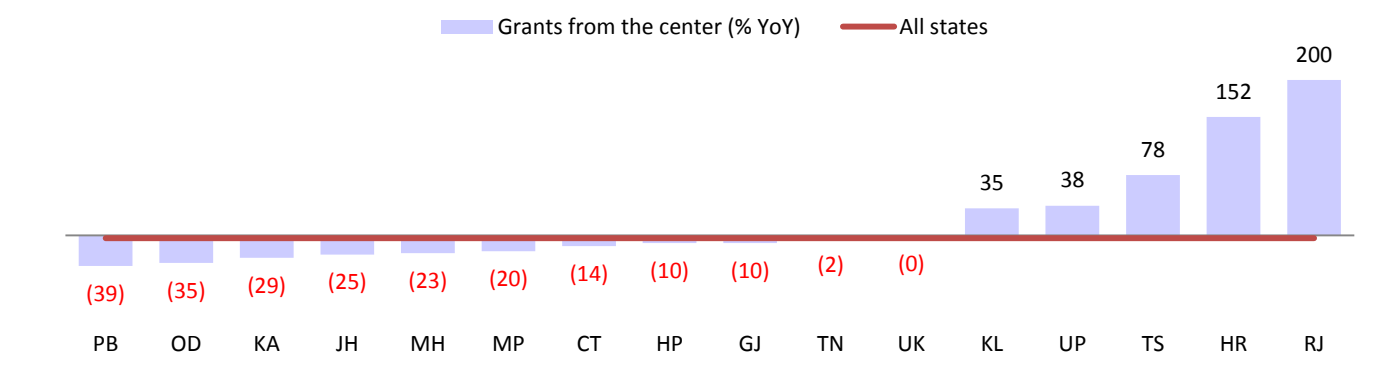
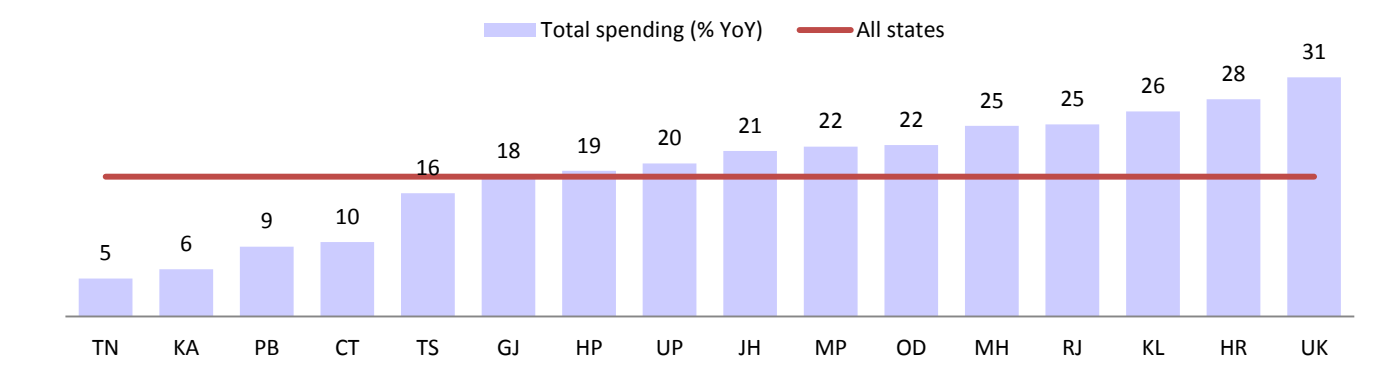
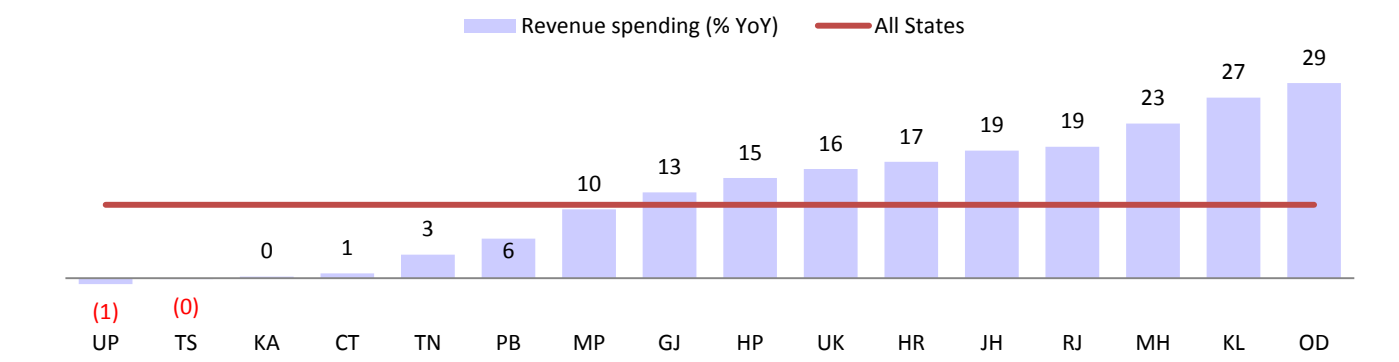
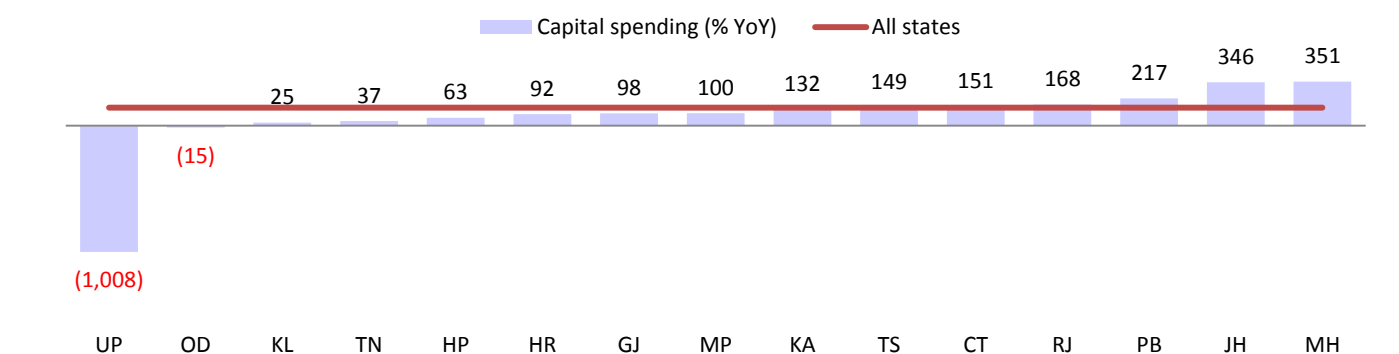
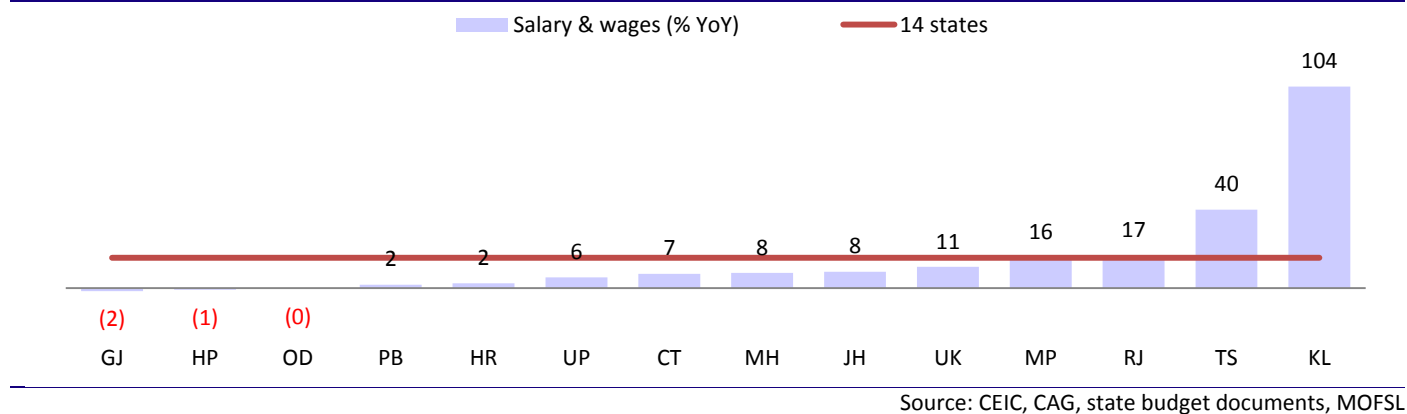
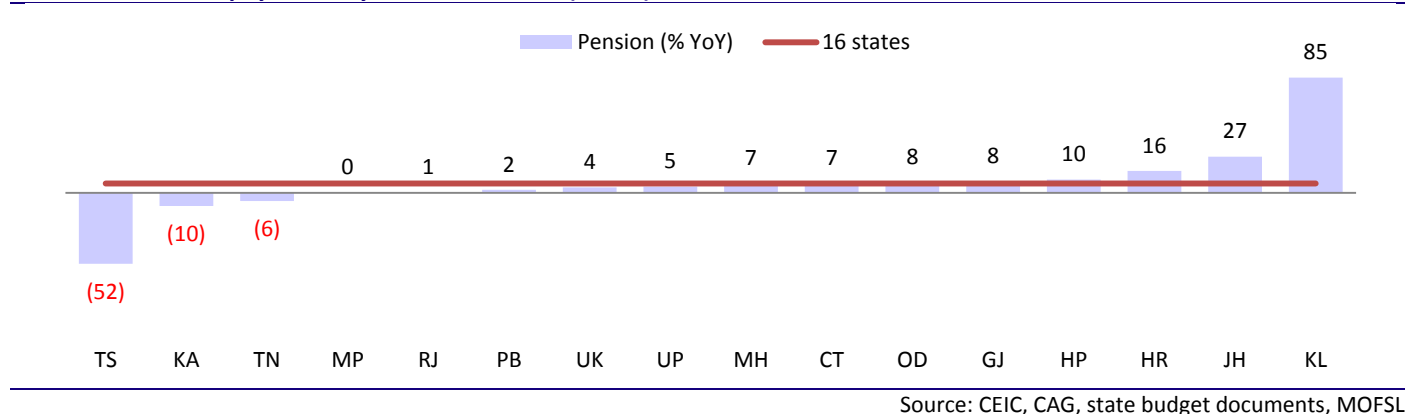
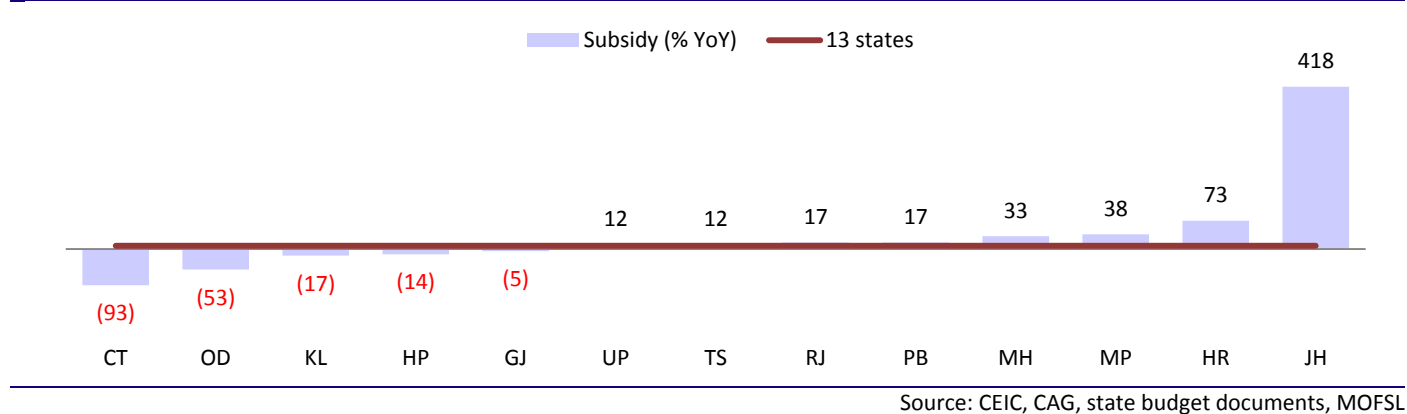


Exhibit 15: 'Grants from the Center' to states in 1QFY22 (YoY %)**Exhibit 16: Total expenditure by states in 1QFY22 (YoY %)****Exhibit 17: Revenue spending by states in 1QFY22 (YoY %)****Exhibit 18: Capital spending by states in 1QFY22 (YoY %)**

Source: CEIC, CAG, state budget documents, MOFSL

Exhibit 19: Salaries and wages by states in 1QFY22 (YoY %)**Exhibit 20: Pension payments by states in 1QFY22 (YoY %)****Exhibit 21: Subsidy payments by states in 1QFY22 (YoY %)**

Disclosures:

The following Disclosures are being made in compliance with the SEBI Research Analyst Regulations 2014 (herein after referred to as the Regulations).

Motilal Oswal Financial Services Ltd. (MOFSL) is a SEBI Registered Research Analyst having registration no. INH000000412. MOFSL, the Research Entity (RE) as defined in the Regulations, is engaged in the business of providing Stock broking services, Investment Advisory Services, Depository participant services & distribution of various financial products. MOFSL is a subsidiary company of Passionate Investment Management Pvt. Ltd.. (PIMPL). MOFSL is a listed public company, the details in respect of which are available on www.motilaloswal.com. MOFSL (erstwhile Motilal Oswal Securities Limited - MOSL) is registered with the Securities & Exchange Board of India (SEBI) and is a registered Trading Member with National Stock Exchange of India Ltd. (NSE) and Bombay Stock Exchange Limited (BSE), Multi Commodity Exchange of India Limited (MCX) and National Commodity & Derivatives Exchange Limited (NCDEX) for its stock broking activities & is Depository participant with Central Depository Services Limited (CDSL) National Securities Depository Limited (NSDL), NERL, COMRIS and CCRL and is member of Association of Mutual Funds of India (AMFI) for distribution of financial products and Insurance Regulatory & Development Authority of India (IRDA) as Corporate Agent for insurance products. Details of associate entities of Motilal Oswal Financial Services Limited are available on the website at <http://online.reports.motilaloswal.com/Dormant/documents/Associate%20Details.pdf>

Details of pending Enquiry Proceedings of Motilal Oswal Financial Services Limited are available on the website at <https://galaxy.motilaloswal.com/ResearchAnalyst/PublishViewLitigation.aspx>

MOFSL, its associates, Research Analyst or their relative may have any financial interest in the subject company. MOFSL and/or its associates and/or Research Analyst may have actual/beneficial ownership of 1% or more securities in the subject company in the past 12 months. MOFSL and its associate company(ies), their directors and Research Analyst and their relatives may; (a) from time to time, have a long or short position in, act as principal in, and buy or sell the securities or derivatives thereof of companies mentioned herein. (b) be engaged in any other transaction involving such securities and earn brokerage or other compensation or act as a market maker in the financial instruments of the company(ies) discussed herein or act as an advisor or lender/borrower to such company(ies) or may have any other potential conflict of interests with respect to any recommendation and other related information and opinions.; however the same shall have no bearing whatsoever on the specific recommendations made by the analyst(s), as the recommendations made by the analyst(s) are completely independent of the views of the associates of MOFSL even though there might exist an inherent conflict of interest in some of the stocks mentioned in the research report. Research Analyst may have served as director/officer, etc. in the subject company in the past 12 months. MOFSL and/or its associates may have received any compensation from the subject company in the past 12 months.

In the past 12 months, MOFSL or any of its associates may have:

- managed or co-managed public offering of securities from subject company of this research report,
- received compensation for investment banking or merchant banking or brokerage services from subject company of this research report,
- received compensation for products or services other than investment banking or merchant banking or brokerage services from the subject company of this research report.
- Subject Company may have been a client of MOFSL or its associates in the past 12 months.

MOFSL and its associates have not received any compensation or other benefits from the subject company or third party in connection with the research report. To enhance transparency, MOFSL has incorporated a Disclosure of Interest Statement in this document. This should, however, not be treated as endorsement of the views expressed in the report. MOFSL and / or its affiliates do and seek to do business including investment banking with companies covered in its research reports. As a result, the recipients of this report should be aware that MOFSL may have a potential conflict of interest that may affect the objectivity of this report. Compensation of Research Analysts is not based on any specific merchant banking, investment banking or brokerage service transactions. Above disclosures include beneficial holdings lying in demat account of MOFSL which are opened for proprietary investments only. While calculating beneficial holdings, it does not consider demat accounts which are opened in name of MOFSL for other purposes (i.e holding client securities, collaterals, error trades etc.). MOFSL also earns DP income from clients which are not considered in above disclosures. Above disclosures include beneficial holdings lying in demat account of MOFSL which are opened for proprietary investments only. While calculating beneficial holdings, it does not consider demat accounts which are opened in name of MOFSL for other purposes (i.e holding client securities, collaterals, error trades etc.). MOFSL also earns DP income from clients which are not considered in above disclosures.

Terms & Conditions:

This report has been prepared by MOFSL and is meant for sole use by the recipient and not for circulation. The report and information contained herein is strictly confidential and may not be altered in any way, transmitted to, copied or distributed, in part or in whole, to any other person or to the media or reproduced in any form, without prior written consent of MOFSL. The report is based on the facts, figures and information that are considered true, correct, reliable and accurate. The intent of this report is not recommendatory in nature. The information is obtained from publicly available media or other sources believed to be reliable. Such information has not been independently verified and no guaranty, representation of warranty, express or implied, is made as to its accuracy, completeness or correctness. All such information and opinions are subject to change without notice. The report is prepared solely for informational purpose and does not constitute an offer document or solicitation of offer to buy or sell or subscribe for securities or other financial instruments for the clients. Though disseminated to all the customers simultaneously, not all customers may receive this report at the same time. MOFSL will not treat recipients as customers by virtue of their receiving this report.

Analyst Certification

The views expressed in this research report accurately reflect the personal views of the analyst(s) about the subject securities or issues, and no part of the compensation of the research analyst(s) was, is, or will be directly or indirectly related to the specific recommendations and views expressed by research analyst(s) in this report.

Disclosure of Interest Statement**Companies where there is interest**

Analyst ownership of the stock

No

A graph of daily closing prices of securities is available at www.nseindia.com, www.bseindia.com. Research Analyst views on Subject Company may vary based on Fundamental research and Technical Research. Proprietary trading desk of MOFSL or its associates maintains arm's length distance with Research Team as all the activities are segregated from MOFSL research activity and therefore it can have an independent view with regards to subject company for which Research Team have expressed their views.

Regional Disclosures (outside India)

This report is not directed or intended for distribution to or use by any person or entity resident in a state, country or any jurisdiction, where such distribution, publication, availability or use would be contrary to law, regulation or which would subject MOFSL & its group companies to registration or licensing requirements within such jurisdictions.

For Hong Kong:

This report is distributed in Hong Kong by Motilal Oswal capital Markets (Hong Kong) Private Limited, a licensed corporation (CE AYY-301) licensed and regulated by the Hong Kong Securities and Futures Commission (SFC) pursuant to the Securities and Futures Ordinance (Chapter 571 of the Laws of Hong Kong) "SFO". As per SEBI (Research Analyst Regulations) 2014 Motilal Oswal Financial Services Limited (SEBI Reg No. INH000000412) has an agreement with Motilal Oswal capital Markets (Hong Kong) Private Limited for distribution of research report in Hong Kong. This report is intended for distribution only to "Professional Investors" as defined in Part I of Schedule 1 to SFO. Any investment or investment activity to which this document relates is only available to professional investor and will be engaged only with professional investors." Nothing here is an offer or solicitation of these securities, products and services in any jurisdiction where their offer or sale is not qualified or exempt from registration. The Indian Analyst(s) who compile this report is/are not located in Hong Kong & are not conducting Research Analysis in Hong Kong.

For U.S:

Motilal Oswal Financial Services Limited (MOFSL) is not a registered broker - dealer under the U.S. Securities Exchange Act of 1934, as amended (the "1934 act") and under applicable state laws in the United States. In addition MOFSL is not a registered investment adviser under the U.S. Investment Advisers Act of 1940, as amended (the "Advisers Act") and together with the 1934 Act, the "Acts"), and under applicable state laws in the United States. Accordingly, in the absence of specific exemption under the Acts, any brokerage and investment services provided by MOFSL, including the products and services described herein are not available to or intended for U.S. persons. This report is intended for distribution only to "Major Institutional Investors" as defined by Rule 15a-6(b)(4) of the Exchange Act and interpretations thereof by SEC (henceforth referred to as "major institutional investors"). This document must not be acted on or relied on by persons who are not major institutional investors. Any investment or investment activity to which this document relates is only available to major institutional investors and will be engaged in only with major institutional investors. In reliance on the exemption from registration provided by Rule 15a-6 of the U.S. Securities Exchange Act of 1934, as amended (the "Exchange Act") and interpretations thereof by the U.S. Securities and Exchange Commission ("SEC") in order to conduct business with Institutional Investors based in the U.S., MOFSL has entered into a chaperoning agreement with a U.S. registered broker-dealer, Motilal Oswal Securities International Private Limited. ("MOSIPL"). Any business interaction pursuant to this report will have to be executed within the provisions of this chaperoning agreement.

The Research Analysts contributing to the report may not be registered /qualified as research analyst with FINRA. Such research analyst may not be associated persons of the U.S. registered broker-dealer, MOSIPL, and therefore, may not be subject to NASD rule 2711 and NYSE Rule 472 restrictions on communication with a subject company, public appearances and trading securities held by a research analyst account.

For Singapore:

In Singapore, this report is being distributed by Motilal Oswal Capital Markets Singapore Pte Ltd ("MOCMSPL") (Co.Reg. NO. 201129401Z) which is a holder of a capital markets services license and an exempt financial adviser in Singapore, as per the approved agreement under Paragraph 9 of Third Schedule of Securities and Futures Act (CAP 289) and Paragraph 11 of First Schedule of Financial Advisors Act (CAP 110) provided to MOCMSPL by Monetary Authority of Singapore. Persons in Singapore should contact MOCMSPL in respect of any matter arising from, or in connection with this report/publication/communication. This report is distributed solely to persons who qualify as "Institutional Investors", of which some of whom may consist of "accredited" institutional investors as defined in section 4A(1) of the Securities and Futures Act, Chapter 289 of Singapore (the "SFA"). Accordingly, if a Singapore person is not or ceases to be such an institutional investor, such Singapore Person must immediately discontinue any use of this Report and inform MOCMSPL.

Disclaimer: The report and information contained herein is strictly confidential and meant solely for the selected recipient and may not be altered in any way, transmitted to, copied or distributed, in part or in whole, to any other person or to the media or reproduced in any form, without prior written consent. This report and information herein is solely for informational purpose and may not be used or considered as an offer document or solicitation of offer to buy or sell or subscribe for securities or other financial instruments. Nothing in this report constitutes investment, legal, accounting and tax advice or a representation that any investment or strategy is suitable or appropriate to your specific circumstances. The securities discussed and opinions expressed in this report may not be suitable for all investors, who must make their own investment decisions, based on their own investment objectives, financial positions and needs of specific recipient. This may not be taken in substitution for the exercise of independent judgment by any recipient. Each recipient of this document should make such investigations as it deems necessary to arrive at an independent evaluation of an investment in the securities of companies referred to in this document (including the merits and risks involved), and should consult its own advisors to determine the merits and risks of such an investment. The investment discussed or views expressed may not be suitable for all investors. Certain transactions -including those involving futures, options, another derivative products as well as non-investment grade securities - involve substantial risk and are not suitable for all investors. No representation or warranty, express or implied, is made as to the accuracy, completeness or fairness of the information and opinions contained in this document. The Disclosures of Interest Statement incorporated in this document is provided solely to enhance the transparency and should not be treated as endorsement of the views expressed in the report. This information is subject to change without any prior notice. The Company reserves the right to make modifications and alterations to this statement as may be required from time to time without any prior approval. MOFSL, its associates, their directors and the employees may from time to time, effect or have effected an own account transaction in, or deal as principal or agent in or for the securities mentioned in this document. They may perform or seek to perform investment banking or other services for, or solicit investment banking or other business from, any company referred to in this report. Each of these entities functions as a separate, distinct and independent of each other. The recipient should take this into account before interpreting the document. This report has been prepared on the basis of information that is already available in publicly accessible media or developed through analysis of MOFSL. The views expressed are those of the analyst, and the Company may or may not subscribe to all the views expressed therein. This document is being supplied to you solely for your information and may not be reproduced, redistributed or passed on, directly or indirectly, to any other person or published, copied, in whole or in part, for any purpose. This report is not directed or intended for distribution to, or use by, any person or entity who is a citizen or resident of or located in any locality, state, country or other jurisdiction, where such distribution, publication, availability or use would be contrary to law, regulation or which would subject MOFSL to any registration or licensing requirement within such jurisdiction. The securities described herein may or may not be eligible for sale in all jurisdictions or to certain category of investors. Persons in whose possession this document may come are required to inform themselves of and to observe such restriction. Neither the Firm, nor its directors, employees, agents or representatives shall be liable for any damages whether direct or indirect, incidental, special or consequential including lost revenue or lost profits that may arise from or in connection with the use of the information. The person accessing this information specifically agrees to exempt MOFSL or any of its affiliates or employees from, any and all responsibility/liability arising from such misuse and agrees not to hold MOFSL or any of its affiliates or employees responsible for any such misuse and further agrees to hold MOFSL or any of its affiliates or employees free and harmless from all losses, costs, damages, expenses that may be suffered by the person accessing this information due to any errors and delays.

Registered Office Address: Motilal Oswal Tower, Rahimtullah Sayani Road, Opposite Parel ST Depot, Prabhadevi, Mumbai-400025; Tel No.: 022 71934200/ 022-71934263; Website www.motilaloswal.com.

CIN No.: L67190MH2005PLC153397 Correspondence Office Address: Palm Spring Centre, 2nd Floor, Palm Court Complex, New Link Road, Malad(West), Mumbai- 400 064. Tel No: 022 7188 1000.

Registration Nos.: Motilal Oswal Financial Services Limited (MOFSL): INZ000158836(BSE/NSE/MCX/NCDEX); CDSL and NSDL: IN-DP-16-2015; Research Analyst: INH000000412. AMFI: ARN - 146822; Investment Adviser: INA000007100; Insurance Corporate Agent: CA0579 ;PMS:INP000006712. Motilal Oswal Asset Management Company Ltd. (MOAMC): PMS (Registration No.: INP000000670); PMS and Mutual Funds are offered through MOAMC which is group company of MOFSL. Motilal Oswal Wealth Management Ltd. (MOWML): PMS (Registration No.: INP000004409) is offered through MOWML, which is a group company of MOFSL. Motilal Oswal Financial Services Limited is a distributor of Mutual Funds, PMS, Fixed Deposit, Bond, NCDs, Insurance Products and IPOs. Real Estate is offered through Motilal Oswal Real Estate Investment Advisors II Pvt. Ltd. which is a group company of MOFSL. Private Equity is offered through Motilal Oswal Private Equity Investment Advisors Pvt. Ltd which is a group company of MOFSL. Research & Advisory services is backed by proper research. Please read the Risk Disclosure Document prescribed by the Stock Exchanges carefully before investing. There is no assurance or guarantee of the returns. Investment in securities market is subject to market risk, read all the related documents carefully before investing. Details of Compliance Officer: Name: Neeraj Agarwal, Email ID: na@motilaloswal.com, Contact No. 022-71881085.

* MOSL has been amalgamated with Motilal Oswal Financial Services Limited (MOFSL) w.e.f August 21, 2018 pursuant to order dated July 30, 2018 issued by Hon'ble National Company Law Tribunal, Mumbai Bench.