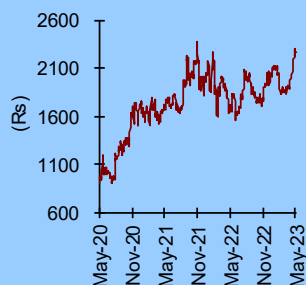


## Sector update

## IndiGo



## INDIA

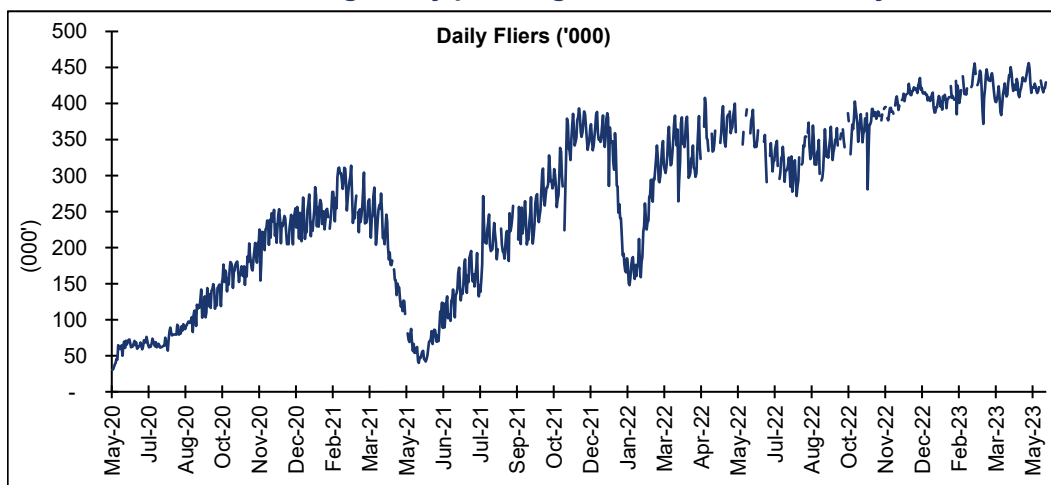
## Aviation

## Passenger/PLF trends maintain strength with the onset of seasonally strong Q1FY24

**Domestic passenger trend remains strong with daily count of more than 420k. This is also complemented by an increase in PLFs as we enter the seasonally strong Q1FY24, as illustrated by Apr'23 PLFs. We have maintained a tight-supply outlook on Indian aviation within domestic segment in near to medium term driven by (1) replacement cycle by big players like IndiGo and Tata group, (2) weaker balance sheet for smaller airlines post covid and (3) internationalisation of Indian airlines. This results in a good yield outlook and in turn profitability. The spreads may further benefit from an increase in international mix apart from any movement in crude prices. Maintain BUY.**

- **Daily passenger count has maintained strength.** Average daily PAX for the month of May'23-TD stands at 424k vs 429k in Apr'23. Average daily departures dipped to 2,815 in May'23-TD from 2,958 in Apr'23, while PAX/departures have increased from 145 in Apr'23 to 150 in May'23-TD, indicating better PLFs.
- **IndiGo gained market share in Apr'23:** As per the data from the DGCA, IndiGo/Akasa's market share increased from 56.8%/3.3% in Mar'23 to 57.5%/4% in Apr'23, while SpiceJet/GO First's market share declined from 6.4%/6.9% in Mar'23 to 5.8%/6.4% in Apr'23, respectively. Tata Airlines' (Air India + Vistara + Air Asia) market share dipped by 30bps to 26%.
- **PLFs improved for all airlines in Apr'23:** IndiGo's PLF improved from 340bps MoM to 87.4%. SpiceJet/GO First's PLFs improved 20/120bps to 92.2/91.2% while that of AirAsia/Vistara/Air india PLF improved by 80/50/290bps to 89.4/92.1/87.9%, respectively.

**Chart 1: Number of average daily passenger stands at 424k in May'23-TD**



Source: MOCA, I-Sec research; Number in boxes indicates monthly averages

## Research Analysts:

**Ansuman Deb**

ansuman.deb@icicisecurities.com  
+91 22 6807 7312

**Ravin Kurwa**

ravin.kurwa@icicisecurities.com  
+91 22 6807 7653

Table 1: Market share trend

	Apr-22	May-22	Jun-22	Jul-22	Aug-22	Sep-22	Oct-22	Nov-22	Dec-22	Jan-23	Feb-23	Mar-23	Apr-23	MoM Change
Air India	8.9	8.3	8.6	9.6	9.7	10.4	10.4	10.3	10.5	10.3	10.0	9.8	9.7	-10.0
SpiceJet	9.5	10.0	9.5	8.0	7.9	7.3	7.3	7.5	7.6	7.3	7.1	6.4	5.8	-
Go Air	10.5	11.1	9.5	8.2	8.6	7.9	7.0	7.5	7.5	8.4	8.0	6.9	6.4	60.0
IndiGo	56.5	55.6	56.9	58.8	57.7	57.7	56.7	55.7	54.9	54.6	55.9	56.8	57.5	-50.0
Air Asia	5.6	6.0	5.6	4.6	5.8	5.9	7.6	7.6	7.6	7.4	7.0	7.6	7.6	70.0
Vistara	8.6	8.6	9.4	10.4	9.7	9.6	9.2	9.3	9.2	8.8	8.7	8.9	8.7	-
Akasa Air	-	-	-	-	0.2	0.9	1.4	1.8	2.3	2.8	3.0	3.3	4.0	-20.0
Rest	0.4	0.4	0.5	0.4	0.4	0.3	0.4	0.3	0.4	0.4	0.3	0.3	0.3	70.0
Tata Airlines	23.1	22.9	23.6	24.6	25.2	25.9	27.2	27.2	27.3	26.5	25.7	26.3	26.0	-

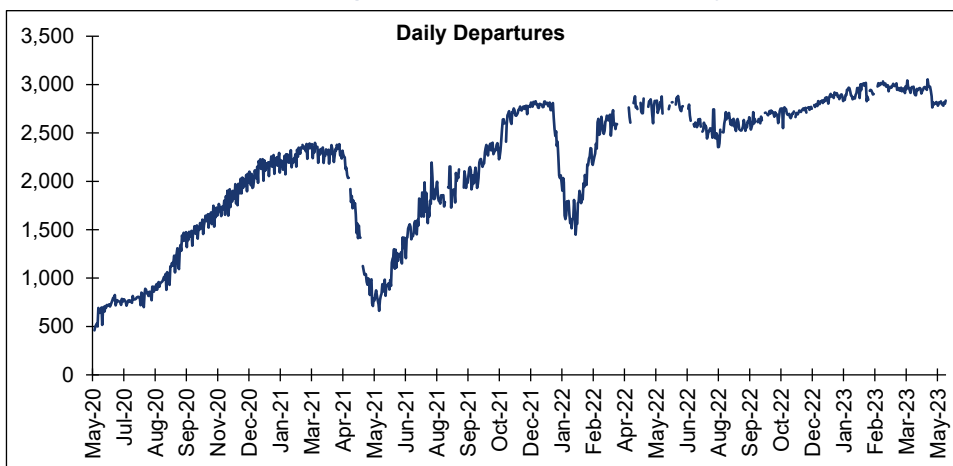
Source: DGCA, I-Sec research

Table 2: PLF trend

PLF trend (%)	Jan-22	Feb-22	Mar-22	Apr-22	May-22	Jun-22	Jul-22	Aug-22	Sep-22	Oct-22	Nov-22	Dec-22	Jan-23	Feb-23	Mar-23	Apr-23
Air India	59.2	82.4	83.6	79.5	80.5	75.4	71.1	73.6	79.6	82.7	85.7	89.3	87.5	89.0	85.0	87.9
SpiceJet	73.4	89.1	86.9	85.9	89.1	84.1	84.7	84.6	85.8	88.1	92.0	92.7	91.0	94.0	92.0	92.2
Go Air	66.7	87.0	81.4	80.3	86.5	78.7	76.5	81.6	83.2	86.7	91.3	92.6	90.9	93.0	90.0	91.2
IndiGo	66.6	85.2	81.0	79.7	81.8	78.6	77.7	78.3	81.4	82.1	86.9	87.5	82.0	86.5	84.0	87.4
Air Asia	60.5	83.2	81.3	79.6	79.4	75.8	75.2	74.9	77.0	84.2	87.3	89.8	87.0	89.5	88.6	89.4
Akasa Air								52.9	81.2	77.5	79.2	83.8	82.8	83.7	73.6	84.9
Vistara	61.6	87.1	86.1	82.9	84.8	83.8	84.3	84.3	85.4	85.5	91.7	91.9	89.4	92.8	91.6	92.1

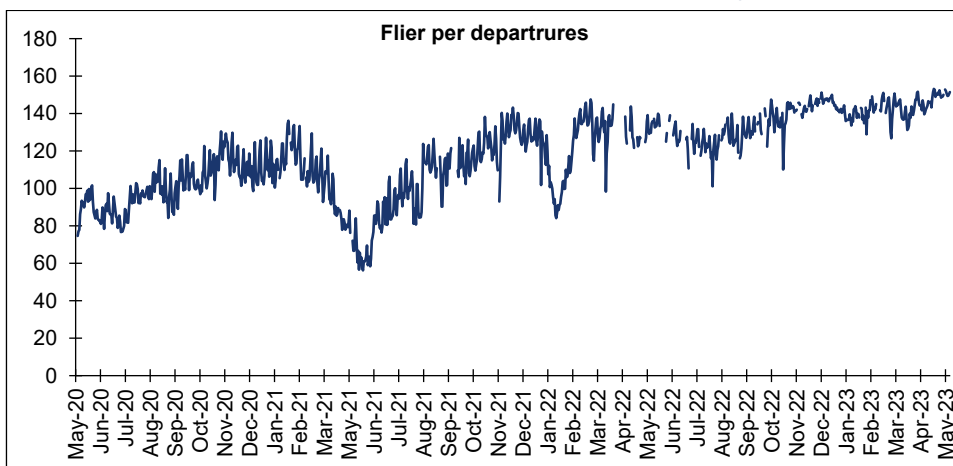
Source: DGCA, I-Sec research

Chart 2: Number of average departures dipped in May'23



Source: MOCA, I-Sec research;

Chart 3: Number of fliers per departure improved in May'23



Source: MOCA, I-Sec research

*In case of industry/sector reports or a report containing multiple stocks, the rating/recommendation for a particular stock may be based on the last released stock specific report for that company."*

*This report may be distributed in Singapore by ICICI Securities, Inc. (Singapore branch). Any recipients of this report in Singapore should contact ICICI Securities, Inc. (Singapore branch) in respect of any matters arising from, or in connection with, this report. The contact details of ICICI Securities, Inc. (Singapore branch) are as follows: Address: 10 Collyer Quay, #40-92 Ocean Financial Tower, Singapore - 049315, Tel: +65 6232 2451 and email: navneet\_babbar@icicisecuritiesinc.com, Rishi\_agrawal@icicisecuritiesinc.com.*

*"In case of eligible investors based in Japan, charges for brokerage services on execution of transactions do not in substance constitute charge for research reports and no charges are levied for providing research reports to such investors."*

*New I-Sec investment ratings (all ratings based on absolute return; All ratings and target price refers to 12-month performance horizon, unless mentioned otherwise)*  
**BUY: >15% return; ADD: 5% to 15% return; HOLD: Negative 5% to Positive 5% return; REDUCE: Negative 5% to Negative 15% return; SELL: < negative 15% return**

#### ANALYST CERTIFICATION

I/We, Ansuman Deb, MBA, BE; Ravin Kurwa, CA; authors and the names subscribed to this report, hereby certify that all of the views expressed in this research report accurately reflect our views about the subject issuer(s) or securities. We also certify that no part of our compensation was, is, or will be directly or indirectly related to the specific recommendation(s) or view(s) in this report. Analysts are not registered as research analysts by FINRA and are not associated persons of the ICICI Securities Inc. It is also confirmed that above mentioned Analysts of this report have not received any compensation from the companies mentioned in the report in the preceding twelve months and do not serve as an officer, director or employee of the companies mentioned in the report.

#### Terms & conditions and other disclosures:

ICICI Securities Limited (ICICI Securities) is a full-service, integrated investment banking and is, inter alia, engaged in the business of stock brokering and distribution of financial products. Registered Office Address: ICICI Venture House, Appasaheb Marathe Marg, Prabhadevi, Mumbai - 400 025. CIN: L67120MH1995PLC086241, Tel: (91 22) 6807 7100.

ICICI Securities is Sebi registered stock broker, merchant banker, investment adviser, portfolio manager and Research Analyst. ICICI Securities is registered with Insurance Regulatory Development Authority of India Limited (IRDAI) as a composite corporate agent and with PFRDA as a Point of Presence. ICICI Securities Limited Research Analyst SEBI Registration Number – INH000000990. ICICI Securities Limited SEBI Registration is INZ000183631 for stock broker. ICICI Securities is a subsidiary of ICICI Bank which is India's largest private sector bank and has its various subsidiaries engaged in businesses of housing finance, asset management, life insurance, general insurance, venture capital fund management, etc. ("associates"), the details in respect of which are available on [www.icicibank.com](http://www.icicibank.com).

ICICI Securities is one of the leading merchant bankers/ underwriters of securities and participate in virtually all securities trading markets in India. We and our associates might have investment banking and other business relationship with a significant percentage of companies covered by our Investment Research Department. ICICI Securities and its analysts, persons reporting to analysts and their relatives are generally prohibited from maintaining a financial interest in the securities or derivatives of any companies that the analysts cover.

Recommendation in reports based on technical and derivative analysis centre on studying charts of a stock's price movement, outstanding positions, trading volume etc as opposed to focusing on a company's fundamentals and, as such, may not match with the recommendation in fundamental reports. Investors may visit [icicidirect.com](http://icicidirect.com) to view the Fundamental and Technical Research Reports.

Our proprietary trading and investment businesses may make investment decisions that are inconsistent with the recommendations expressed herein.

ICICI Securities Limited has two independent equity research groups: Institutional Research and Retail Research. This report has been prepared by the Institutional Research. The views and opinions expressed in this document may or may not match or may be contrary with the views, estimates, rating, and target price of the Retail Research.

The information and opinions in this report have been prepared by ICICI Securities and are subject to change without any notice. The report and information contained herein is strictly confidential and meant solely for the selected recipient and may not be altered in any way, transmitted to, copied or distributed, in part or in whole, to any other person or to the media or reproduced in any form, without prior written consent of ICICI Securities. While we would endeavour to update the information herein on a reasonable basis, ICICI Securities is under no obligation to update or keep the information current. Also, there may be regulatory, compliance or other reasons that may prevent ICICI Securities from doing so. Non-rated securities indicate that rating on a particular security has been suspended temporarily and such suspension is in compliance with applicable regulations and/or ICICI Securities policies, in circumstances where ICICI Securities might be acting in an advisory capacity to this company, or in certain other circumstances.

This report is based on information obtained from public sources and sources believed to be reliable, but no independent verification has been made nor is its accuracy or completeness guaranteed. This report and information herein is solely for informational purpose and shall not be used or considered as an offer document or solicitation of offer to buy or sell or subscribe for securities or other financial instruments. Though disseminated to all the customers simultaneously, not all customers may receive this report at the same time. ICICI Securities will not treat recipients as customers by virtue of their receiving this report. Nothing in this report constitutes investment, legal, accounting and tax advice or a representation that any investment or strategy is suitable or appropriate to your specific circumstances. The securities discussed and opinions expressed in this report may not be suitable for all investors, who must make their own investment decisions, based on their own investment objectives, financial positions and needs of specific recipient. This may not be taken in substitution for the exercise of independent judgment by any recipient. The recipient should independently evaluate the investment risks. The value and return on investment may vary because of changes in interest rates, foreign exchange rates or any other reason. ICICI Securities accepts no liabilities whatsoever for any loss or damage of any kind arising out of the use of this report. Past performance is not necessarily a guide to future performance. Investors are advised to see Risk Disclosure Document to understand the risks associated before investing in the securities markets. Actual results may differ materially from those set forth in projections. Forward-looking statements are not predictions and may be subject to change without notice.

ICICI Securities or its associates might have managed or co-managed public offering of securities for the subject company or might have been mandated by the subject company for any other assignment in the past twelve months.

ICICI Securities or its associates might have received any compensation from the companies mentioned in the report during the period preceding twelve months from the date of this report for services in respect of managing or co-managing public offerings, corporate finance, investment banking or merchant banking, brokerage services or other advisory service in a merger or specific transaction.

ICICI Securities or its associates might have received any compensation for products or services other than investment banking or merchant banking or brokerage services from the companies mentioned in the report in the past twelve months.

ICICI Securities encourages independence in research report preparation and strives to minimize conflict in preparation of research report. ICICI Securities or its associates or its analysts did not receive any compensation or other benefits from the companies mentioned in the report or third party in connection with preparation of the research report. Accordingly, neither ICICI Securities nor Research Analysts and their relatives have any material conflict of interest at the time of publication of this report.

Compensation of our Research Analysts is not based on any specific merchant banking, investment banking or brokerage service transactions.

ICICI Securities or its subsidiaries collectively or Research Analysts or their relatives do not own 1% or more of the equity securities of the Company mentioned in the report as of the last day of the month preceding the publication of the research report.

Since associates of ICICI Securities and ICICI Securities as a entity are engaged in various financial service businesses, they might have financial interests or actual/ beneficial ownership of one percent or more or other material conflict of interest in various companies including the subject company/companies mentioned in this report.

ICICI Securities may have issued other reports that are inconsistent with and reach different conclusion from the information presented in this report.

Neither the Research Analysts nor ICICI Securities have been engaged in market making activity for the companies mentioned in the report.

We submit that no material disciplinary action has been taken on ICICI Securities by any Regulatory Authority impacting Equity Research Analysis activities.

This report is not directed or intended for distribution to, or use by, any person or entity who is a citizen or resident of or located in any locality, state, country or other jurisdiction, where such distribution, publication, availability or use would be contrary to law, regulation or which would subject ICICI Securities and affiliates to any registration or licensing requirement within such jurisdiction. The securities described herein may or may not be eligible for sale in all jurisdictions or to certain category of investors. Persons in whose possession this document may come are required to inform themselves of and to observe such restriction.

This report has not been prepared by ICICI Securities, Inc. However, ICICI Securities, Inc. has reviewed the report and, in so far as it includes current or historical information, it is believed to be reliable, although its accuracy and completeness cannot be guaranteed.

Investment in securities market are subject to market risks. Read all the related documents carefully before investing.

Registration granted by SEBI and certification from NISM in no way guarantee performance of the intermediary or provide any assurance of returns to investors. None of the research recommendations promise or guarantee any assured, minimum or risk free return to the investors.

Name of the Compliance officer (Research Analyst): Mr. Anoop Goyal, Contact number: 022-40701000, **E-mail Address** : [complianceofficer@icicisecurities.com](mailto:complianceofficer@icicisecurities.com)

For any queries or grievances: [Mr. Prabodh Avadhoot](#) Email address: [headservicequality@icicidirect.com](mailto:headservicequality@icicidirect.com) Contact Number: 18601231122

---