

VALUE PICK

Key Data	
Bloomberg Code	BEL
NSE Code	BEL
BSE Code	500049
Industry	Aerospace & Defense
Face Value (₹)	1.0
BV per share (₹)	20
52 Week L/H(₹)	89/ 217
Market Cap. (₹ Mn.)	14,43,680
No. of Shares (Mn.)	7,310

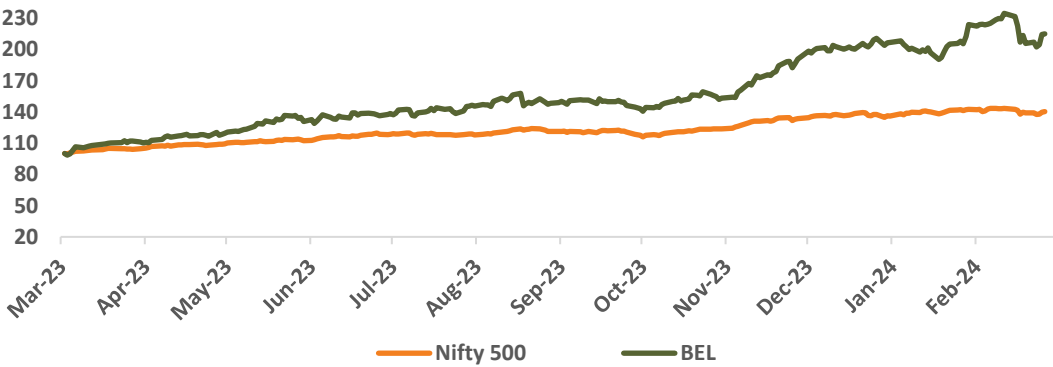
Shareholding Pattern (as on Dec'23)

Particulars	Mar-23	Jun-23	Sep-23	Dec-23
Promoter	51.1%	51.1%	51.1%	51.1%
Institutions	44.2%	44.4%	43.6%	43.4%
Others	6.9%	6.7%	7.5%	7.7%
Total	100%	100%	100%	100%



Source: Company, Anand Rath Research, Bloomberg



(In ₹ mn)	FY-22	FY-23	FY-24E	FY-25E
Net Sales	1,53,682	1,77,344	2,05,644	2,45,775
EBITDA	33,221	39,969	47,556	61,355
EBITDA Margin	22%	23%	23%	25%
PAT	24,002	29,863	35,181	44,437
PAT Margin	16%	17%	17%	18%
EPS (₹)	3.28	4.09	4.81	6.08
P/E (x)	60	48	41	33









Relative stock performance (Mar 23=100)



- ❑ Bharat Electronics Ltd. (BEL), a prestigious Defense Public Sector Undertaking (DPSU), was founded in 1954 under the aegis of the Government of India's Ministry of Defence, with a primary objective to fulfill the electronic equipment necessities of the defence sector. Holding the majority ownership stake of 51.14%, the Government of India maintains its position as BEL's principal shareholder. Recognized as a Navratna PSU in June 2007, BEL stands as a key supplier of cutting-edge radar, communication, and electronic warfare systems to the Indian armed forces.
- ❑ The evolution of the company reflects the progress in defense electronics within India. Over the years, BEL has marked numerous significant achievements. A prime illustration of BEL's commitment to indigenous innovation is evident in the Akash Air Defence Weapon System, showcasing its prowess in design, development, and manufacturing. Additionally, the Coastal Surveillance System, tailored to bolster surveillance along India's extensive coastline spanning over 7,500 kilometers, is now being extended to allied nations. Advancements in radar technology, including the integration of the Weapon Locating Radar and 3D Tactical Control Radar, underscore BEL's significant strides in this domain.
- ❑ In the non-Defence business segment, company is into areas such as Homeland Security & Smart Cities, Solar, Satellite Integration & Space Electronics, Transportation Solutions (Railways/Metro, AAI, etc), Artificial Intelligence, Cyber Security, Software as a Service, Energy Storage Products and Electronic Voting Machines (EVMs), besides Composite Shelters & Masts.
- ❑ **Expanding frontiers globally:** India is increasingly asserting itself on the global stage, positioning as a dependable and credible provider of defense equipment and sophisticated electronics. BEL is steadily cementing its position as a leading global player in the field of electronics engineering. Fueled by its extensive proficiency in electronics and software, coupled with an unwavering commitment to innovation, BEL has remained at the forefront of equipping their nation's defense forces with pioneering solutions. Moreover, company is harnessing this expertise to expand their horizons, branching out into the development of comprehensive solutions spanning various disciplines for both civilian and international markets.
- ❑ BEL's products are exported to Algeria, Armenia, Australia, Austria, Bahrain, Bangladesh, Belgium, Botswana, Brazil, Canada, Czech, Egypt, Finland, France, Germany, Ghana, Honduras, Hong Kong, Indonesia, Israel, Italy, Japan, Kenya, Kuwait, Malaysia, Maldives, Mauritius, Namibia, Netherlands, New Zealand, Nigeria, Oman, Philippines, Saudi Arabia, Scotland, Singapore, Slovakia, South Korea, Sri Lanka, Suriname, Sweden, Switzerland, Turkey, UAE, Uganda, UK, Ukraine, USA, Vietnam, Zambia, & Zimbabwe.
- ❑ We expect BEL to see strong growth going forward due to many factors such as: 1) Moving towards self reliance in defence, 2) Robust pipeline and focus of exports by GOI 3) Strong order inflow to drive the revenue growth 4) Healthy profitability and return indicators. We re-initiate a **'BUY'** coverage with a target price of **Rs 250**.

Products	Details
RADARS	<ul style="list-style-type: none">Country's prime Radar production house with modern facilities at Bangalore and Ghaziabad80% of Radars from BEL are indigenously developed <p><u>ASLESHA</u></p> <ul style="list-style-type: none">Low Level Light-Weight, 3D Surveillance Radar having solid state transmitter and receiver with capability to detect formations of aircraft in horizontal and vertical planes <p><u>LYNX SERIES</u></p> <ul style="list-style-type: none">LYNX series of Naval Gun Fire Control Systems are Quick Reaction, Multi Sensor (Radar/EO), Multiple Weapon Fire Control Systems for short/medium/long range panaromic defence of ships against air/surface/shore targets. <p><u>WEAPON LOCATING RADAR</u></p> <ul style="list-style-type: none">Weapon Locating Radar (WLR) locates hostile guns, mortars and rockets impeding armed forces' operations. In its secondary role, the radar tracks and observes the fall of shot from own weapons to provide corrections to the fire. 
MISSILE SYSTEM	<p><u>AKASH MISSILE SYSTEM</u></p> <ul style="list-style-type: none">The Akash air defense missile system represents a medium-range, surface-to-air missile platform designed to safeguard mobile, semi-mobile, and stationary forces and regions against diverse aerial threats.Akash is a great success story of 'Make In India' initiative with almost 95% material sourced from within the country <p><u>QRSAM WEAPON SYSTEM</u></p> <ul style="list-style-type: none">Under development in collaboration with DRDOMeant for providing air defence coverage for moving mechanised combat forcesCapable of Search, Detection and Tracking of air threats on the move with firing capability on halt 

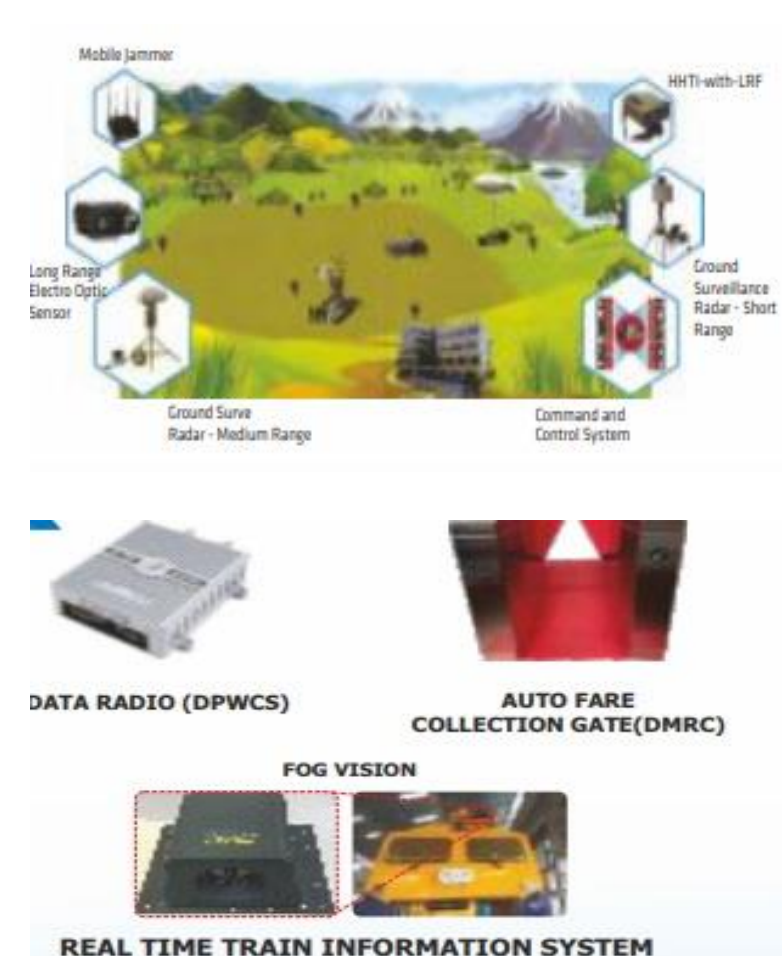
Products	Details
DEFENCE COMMUNICATION	<ul style="list-style-type: none">Since its inception, BEL has been supplying secure communication radio products to the Indian Defence and Paramilitary forces in all frequency bands like VLF, HF, VHF, UHF and other higher bands. <p>SOFTWARE DEFINED RADIOS</p> <ul style="list-style-type: none">Multiband, multirole radio capable of operating from 30Mhz to 2 GhzBackward compatible and inter-operable with legacy radiosCapable of High Data rates and frequency hoppingVarious form factors and platforms for all three Services <p>STRATEGIC COMMUNICATION SYSTEMS</p> <ul style="list-style-type: none">Advanced Composite Communication SystemDigital Mobile Radio RelaySecure Cellular Mobile NetworkTroposcatter Communication System 
ELECTRONIC WARFARE & AVIONICS	<ul style="list-style-type: none">BEL is the leading EW&A production house meeting the Indian Defence Forces' requirements for land, naval and airborne EW systems, in partnership with DRDOA number of EW systems including Radar Warning Receivers have been supplied for aircraft and helicopters (MIG 29, Jaguar and LCA)The EW systems have now been upgraded to EW suites for aircraft and self-protection suites for helicopters <p>AIRBORNE EW SYSTEMS</p> <p>AVIONICS PRODUCTS-LCA (Tejas)</p> <p>LAND/NAVAL BASED EW SYSTEMS</p> 

Products	Details
NAVAL SYSTEM	<div><ul style="list-style-type: none">• Exclusive Strategic Business Units to develop various Naval Systems• BEL provides Indian Navy with indigenously developed solutions for Defence against sub-surface, surface and air threats Coastal Surveillance System.<p><u>LRSAM (LONG RANGE SURFACE TO AIR MISSILE)</u></p><ul style="list-style-type: none">• BEL is the lead integrator of Long-Range Surface-to-Air Missile (LRSAM) System for the Navy's P-17A stealth frigates• The system is capable of simultaneously tracking multiple seaborne targets Systems Developed / Under Development</div> <div><div><p>Surface Surveillance Radar</p></div><div><p>ESM System</p></div><div><p>3-D ASR</p></div><div><p>Combat Management System</p></div></div>
ELECTRO OPTICS	<div><ul style="list-style-type: none">• Cooled & Uncooled Thermal Imager for Long & Medium Range Surveillance Systems, Coastal Surveillance System and Tank Sights• State-of-the-art Passive Night Vision Devices with Auto-gated XD4 and XR5 technologies• Laser based EO systems for ranging & target designation</div> <div></div>
TANK ELECTRONICS & GUN UPGRADES	<div><p><u>UPGRADED L-70 GUN</u></p><ul style="list-style-type: none">• State-of-the-art Fire Control Computer• Electra Optical Fire Control System• Day and night vision with Automatic Target Tracking<p><u>UPGRADED L-70 GUN</u></p><ul style="list-style-type: none">• An improvised version of the manually operated air defence gun• Enables the soldier to aim and fire at aerial targets from the safe interiors of the battle tank• Can also be mounted on hovercraft/fast moving boats for the Coast Guard</div> <div></div>

Non-Defense Space an Exciting Opportunity

- Apart from its core Defence business, BEL has ventured into several non-Defence areas like Homeland Security, Smart City, Energy Storage Products, Solar, Space Electronics, Network & Cyber Security, Railways & Metro Solutions, Medical Electronics & Healthcare Solutions, and Software Solutions, etc.
- **Homeland Security-** The Homeland Security market in India is spread across Central / State Governments, government entities including PSUs and private sector organizations. A significant market opportunity exists in police modernization, critical infrastructure protection, border management, counter terrorism, urban area security, ground transportation, port & maritime security, etc. In the FY 2023-24, the Ministry of Home Affairs (MHA) has been allocated ` 1.96 Lakh Crore, with an increase of 1.1% over the revised estimate of ` 1.93 Lakh Crore for 2022-23. Of the Ministry's total budget, 65% of expenditure is on police, 31% on grants to UTs and 4% on other items such as disaster management, rehabilitation of refugees and migrants, and conducting the census.
- **Railways and Metro-** The Indian Railways has formulated a National Rail Plan for the year 2030. This blueprint aims to bolster the nation's self-reliance (Atmanirbhar Bharat) and advance the Make-In-India initiative by establishing a modernized railway infrastructure. The objective is to reduce logistical expenses for domestic industries. BEL has engaged in collaborative efforts with DMRC, RDSO, NCRTC, and a multitude of public and private entities, focusing on i-ATS System, Mission Critical Communication System, Composite Panel, Platform Screen Doors, and other related areas.
- The organization is expanding its operations into diverse sectors beyond defense, particularly emphasizing energy storage products for electric vehicles (EVs), including both lithium-ion batteries and fuel cells, as well as the establishment of charging stations. In the fiscal year 2023, BEL's defense segment constituted approximately 87% of its total annual sales, while the non-defense segment accounted for around 11%. The contribution from non-defense activities fluctuated between 11% and 20%. The company's objective is to increase the non-defense sector's revenue share to 25% by fiscal years 2024-2025.

Source: Company, F&S, Anand Rathi Research





BANGALORE



GHAZIABAD



PUNE



NAVI MUMBAI



HYDERABAD



CHENNAI



MACHILIPATNAM



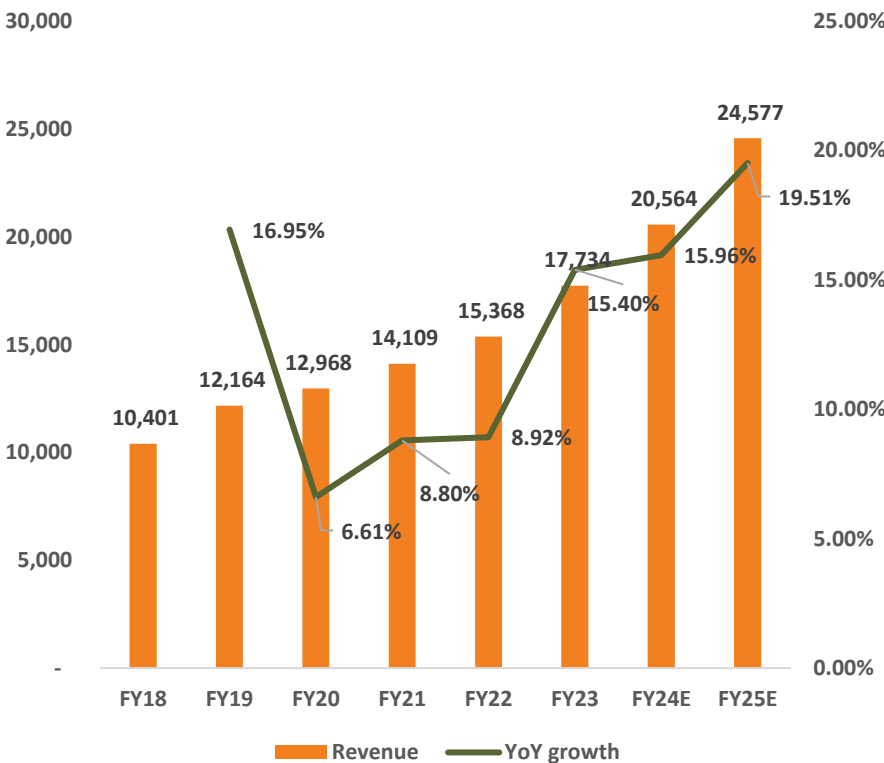
KOTDWARA

Bharat Electronics Limited (BEL)

Proven record of consistent financial performance

- Revenue maintain at double digit growth:** Coming to quarterly and annual performance, top-line increased 1.8% YoY to Rs 4,120 crore. The growth in revenue has lagged behind the expansion in order inflows in recent quarters, primarily due to obstacles in the supply chain. During the third quarter, BEL encountered supply chain disruptions originating from Israel, resulting in a revenue shortfall of Rs. 500 crore.
- Consistent EBITDA margins going forward :** The consolidated EBITDA for the quarter was Rs. 1,072 crore. The EBITDA margin for the quarter was 25.7%. Their consolidated PAT for the quarter was Rs. 893 crore, up 49.2% year-on-year with a PAT margin of 20%. For the FY24, BEL has provided guidance indicating gross margin expectations within the range of 40% to 42%, while the anticipated EBITDA margin is projected to range between 21% and 23%. The company's strategic focus has been on implementing stringent cost-control initiatives and ramping up efforts towards indigenization to enhance overall profitability. These endeavors are poised to potentially enable BEL to meet its margin targets effectively.
- Strong Balance sheet:** BEL has been focusing on cost control and indigenization to improve the profitability. Company has been maintaining the ratio of current assets to current liabilities remains at around 1.5. Company have cash of ~ Rs 8,000 crore, trade receivable of ~ Rs. 7,700 crore. The capital expenditure (Capex) for the first nine months has hovered around Rs. 400 crores, with projections indicating an increase to approximately Rs. 700 crores by the end of March '24. Moreover, company anticipate Capex for the upcoming fiscal year to remain consistent within the same range. Financial profile remains strong because of healthy profitability and return indicators, zero debt, superior liquidity and strong debt coverage metrics.

Consistent double-digit growth to maintain (in crores)



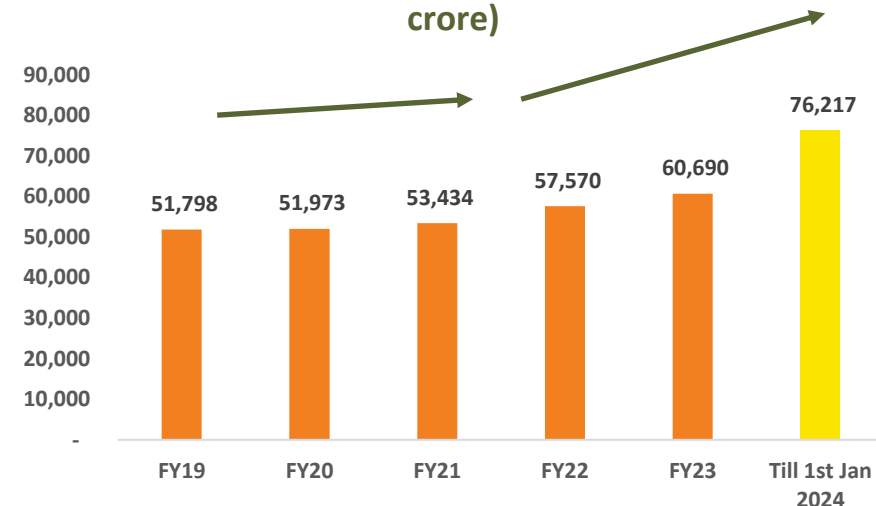
Source: Company, Anand Rath Research

Bharat Electronics Limited (BEL)

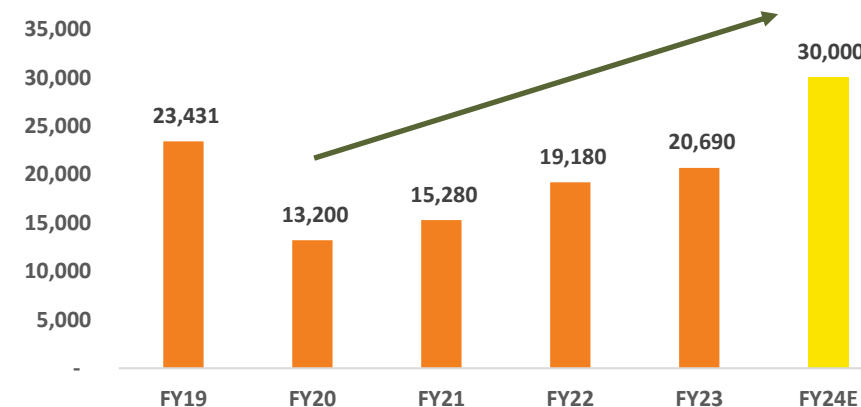
Strong order book provides revenue visibility

- As of January 1, 2024, the company's unexecuted order book totaled Rs. 76,217 crore. Moreover, the Government's escalating capital budget allocations in the defense sector, amounting to ~ Rs. 1,72,000 crore for FY2025 with a year-on-year growth of 5.8%, coupled with its emphasis on implementing conducive reforms to bolster India's defense manufacturing capabilities and gradually diminish imports, are poised to bolster order inflows in the medium-to-long term.
- In FY24, the company has witnessed robust order inflows that have exceeded BEL's initial guidance of Rs 20,000 crore for the fiscal year. Company has already received 26,760 crore of order till December and still expects more orders to come. We anticipate the order inflow to reach Rs 30,000 crore in FY24. Looking ahead to FY25, the company expects orders of 50,000 crore for next 2 years to executed in next 2-3 years. Out of 50,000 crore, 20,000 crore can be QRSAM if Air force and Army taken together but it does not include MRSAM.
- Factor that will drive further order intake in FY25-26 includes Shakti system which is the EW system is in pipeline. Next year both air force and army are working on making QRSAM which is likely to materialize. Several Electronic Warfare (EW) Systems designed for avionics and airborne platforms are anticipated to be introduced, all of which are integral components of significant government initiatives. Additionally, ongoing upgrades and refits from shipyards, alongside standalone requirements from various service branches, continue to contribute to the influx of projects.
- The non-defense segment's incoming project pipeline will primarily be propelled by sectors such as air traffic management, metro systems, cybersecurity, Electronic Voting Machines (EVM), and Voter Verified Paper Audit Trail (VVPAT) systems. Presently, the company is actively engaged in collaborating with AIIMS to bolster cybersecurity frameworks, while also partnering with the Ministry of Health for projects focused on upgrading IT infrastructure.

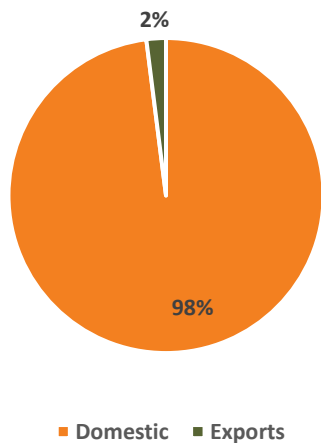
Order book has seen a sharp jump over the years (in crore)



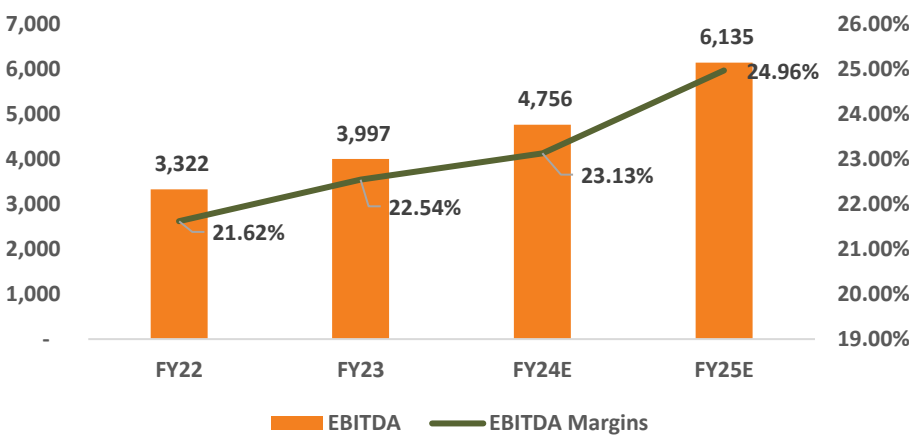
Order Inflow (in crore)



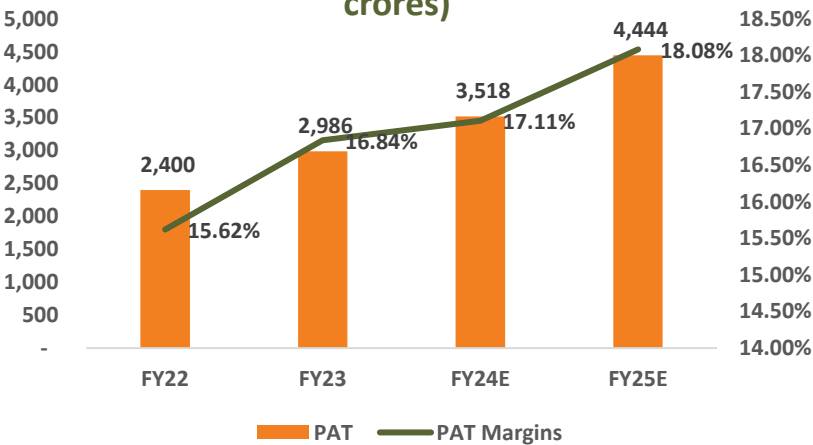
Revenue across geography



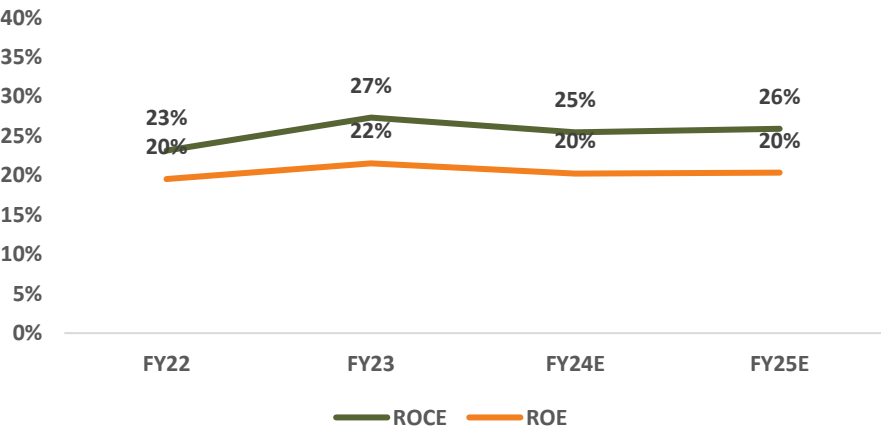
EBITDA Margins to remain consistent (in crores)



PAT to grow at CAGR of ~23% for FY22-25E (in crores)



Consistent margin to maintain return ratios

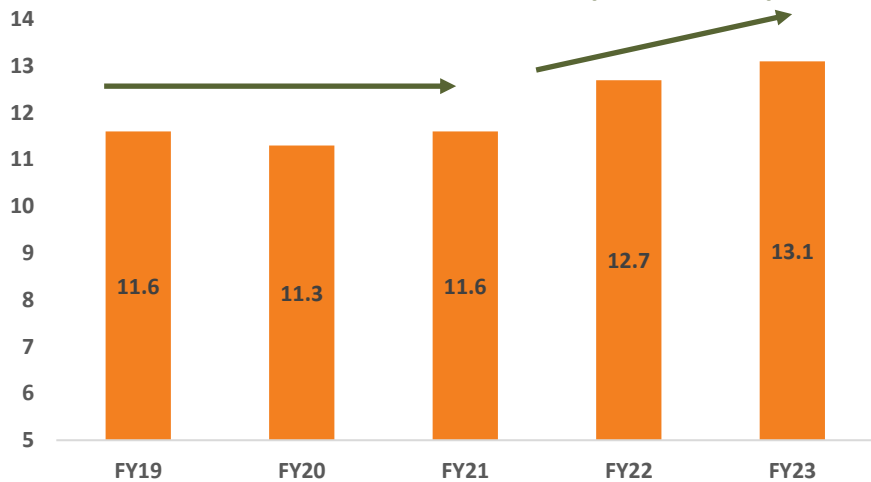


Source: Company,F&S, Anand Rathi Research

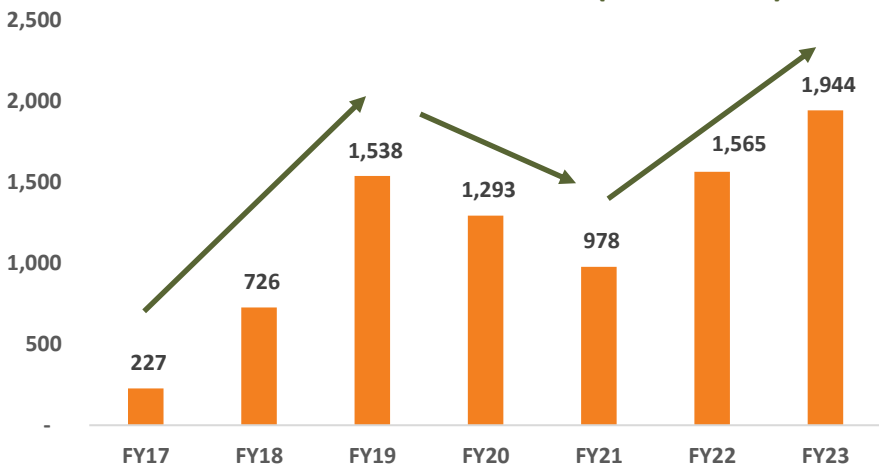
India's Defence Production and Exports

- ❑ The nation's defense manufacturing sector has achieved a milestone, surpassing Rs. 1 lakh crore (US\$ 12 billion) for the first time. This remarkable growth is attributed to significant reforms implemented to stimulate the sector, which boasts immense potential. In the fiscal year 2022-23, the sector recorded a value of Rs. 1,08,330 crore (US\$ 13.07 billion), compared to Rs. 95,000 crore (US\$ 11.47 billion) in FY22 and Rs. 54,951 crore (US\$ 6.63 billion) five years prior.
- ❑ India's defense industry ranks among the globe's largest and most lucrative sectors, boasting a decade-long investment plan exceeding US\$ 223 billion in aerospace and defense capital expenditure, alongside an anticipated medium-term spending of US\$ 130 billion.
- ❑ Among the large defence programs expected to be shifted to "Buy Global – Manufacture in India" are 114 multirole fighter aircraft (MRFA), with a gradual increase in domestic production.
- ❑ Over the past five years, there has been a remarkable surge of 334% in defense exports, enabling India to establish trade relations with more than 75 nations through collaborative endeavors. The central government has set a target to elevate India's defense exports to US\$ 5 billion by the fiscal year 2024-25. The Defense Production and Export Promotion Policy 2020 (DPEPP) serves as the cornerstone guiding framework of the Ministry of Defense, strategically aimed at bolstering the nation's defense production capabilities for fostering self-reliance and facilitating exports.
- ❑ The policy has the following goals:
 - The objective is to attain a revenue of Rs. 1,75,000 crore (US\$ 25 billion) by 2025, which encompasses Rs. 35,000 crore (US\$ 5 billion) from the export of aerospace and defense goods and services.
 - To reduce dependence on imports and take forward "Make in India" initiatives through domestic design and development
 - To develop a dynamic, robust and competitive Defence industry, including the Aerospace and Naval Shipbuilding industry to cater to the needs of Armed forces with quality products.

Indian Defence Production (US\$ billion)



Indian Defence Production (US\$ billion)



Source: Company, F&S, Anand Rathi Research

Developments in Defence Manufacturing Industry

Thrust on Modernization & Infrastructure Development Sustained in Union Budget 2023

- In the Union Budget for the fiscal year 2023-24, there was a notable surge in the Capital Investment Outlay, marking the third consecutive year of a substantial increase by 33% to reach Rs. 10 lakh crore (US\$ 121 billion), equivalent to 3.3% of the GDP. This elevation represents nearly three times the outlay recorded in 2019-20.
- Consequently, the Capital Allocations designated for the modernization and infrastructure enhancement of the Defence Services witnessed a notable uptick to Rs. 1,62,600 crore (US\$ 19.7 billion), indicating a rise of Rs. 10,230 crore (US\$ 1.2 billion) (6.7%) compared to the previous fiscal year, 2022-23. Furthermore, the surge in the Capital Budget since 2019-20 amounted to Rs. 59,200 crore (US\$ 7.2 billion) (57%). This substantial increase underscores the Government's unwavering commitment to fostering sustainable growth in the realms of modernization and infrastructure development within the Defence Services.

Major Milestones in Fighter Jets and Missiles

- The successful launch of the Supersonic Missile Assisted Torpedo (SMART) system developed by DRDO took place at Wheeler Island in Odisha. This cutting-edge system represents a next-generation advancement in missile-based standoff torpedo delivery technology. Its design aims to significantly extend the range of anti-submarine warfare capability beyond traditional torpedo limitations. The deployment of this system is poised to bolster the Navy's capabilities and foster self-sufficiency in defense, leveraging indigenous expertise and capabilities to a greater extent.

Man Portable Anti-Tank Guided Missile

- In January 2022, DRDO accomplished the successful flight testing of the ultimate deliverable setup of the Man Portable Anti-Tank Guided Missile. This domestically developed anti-tank missile is characterized by its lightweight design and fire-and-forget capability, launched from a portable launcher equipped with a thermal sight. During the test, the missile precisely hit its intended target, effectively neutralizing it.

Source: Company, Anand Rath Research

Developments in Defence Manufacturing Industry

AI in Defence:

- During the inaugural 'AI in Defence' symposium and exhibition held in New Delhi, Mr. Rajnath Singh, the Raksha Mantri, unveiled a total of 75 newly-developed Artificial Intelligence (AI) products and technologies. These products span across diverse domains, including AI Platform Automation, Autonomous/Unmanned/Robotics systems, Block Chain-based Automation, Command, Control, Communication, Computer and Intelligence, Surveillance and Reconnaissance, Cyber Security, Human Behavioural Analysis, Intelligent Monitoring Systems, Lethal Autonomous Weapon Systems, Logistics and Supply Chain Management, Operational Data Analytics, Manufacturing and Maintenance, Simulators/Test Equipment, and speech/voice analysis utilizing Natural Language Processing.

IAF Weapon Systems branch:

- In a momentous decision for the Indian Air Force, the Government has granted approval for the establishment of a novel branch known as the 'Weapon Systems (WS) branch'. This strategic move involves consolidating all weapon system operators under a single entity dedicated to the operational utilization of both ground-based and specialized airborne weapon systems.
- The newly formed branch will incorporate operators from four distinct specialized streams, including Surface-to-Surface missiles, Surface-to-Air missiles, Remotely Piloted Aircraft, and Weapon System Operators in twin/multi-crew aircraft. By bringing together these diverse operational roles, the branch is poised to significantly bolster the Indian Air Force's combat effectiveness.

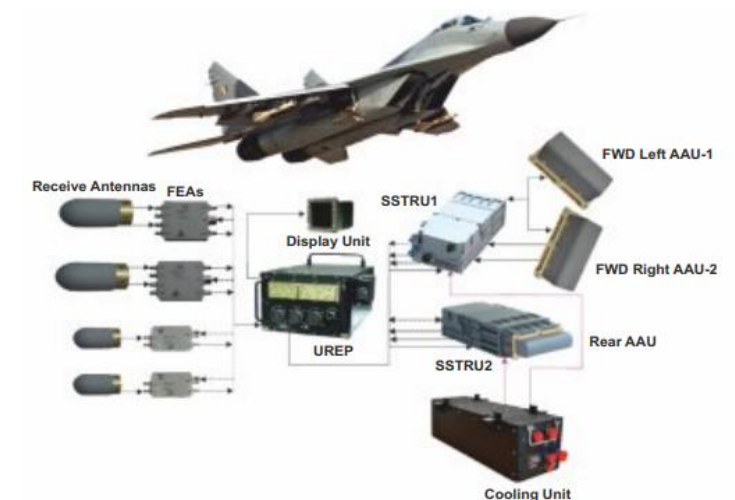
AGNI:

- In November, India executed a proficient training launch of the Intermediate Range Ballistic Missile, Agni-3, from APJ Abdul Kalam Island, Odisha. This exercise formed an integral part of routine user training operations overseen by the Strategic Forces Command. The launch was conducted within predefined parameters to ascertain the effectiveness of the system's operational facets. Preceding this event, in June, a successful training launch of Agni-4 was conducted, further validating both operational parameters and system reliability. This achievement underscores India's steadfast commitment to maintaining a policy of 'Credible Minimum Deterrence' Capability.

Source: Company, Anand Rath Research

- ❑ Bharat Electronics Limited (BEL) finalized a contract valued at Rs.847.70 Crore, inclusive of taxes, with Larsen & Toubro Limited (L&T). This agreement pertains to the procurement of 14 advanced Communication and Electronic Warfare (EW) sensors and systems. Manufactured domestically by BEL, these cutting-edge systems will be installed aboard three Cadet Training Ships for the Indian Navy. The collaboration between BEL and L&T showcases the robust partnership between the two entities and underscores broader cooperation within the Indian industrial landscape.
- ❑ Company has signed a contract for a value of Rs.2,167.47 crore plus taxes with Indian Navy on 13th Feb 2024 for the supply of state of the art indigenously designed and developed EW suite for use on-board warship. This EW suite is a big leap towards the Aatmanirbhar Bharat initiative of BEL.
- ❑ Company has finalized a contract with the CBIC, under the Ministry of Finance, GOI, on January 30, 2024. This contract, secured through open bidding, is valued at Rs. 665.84 crores, exclusive of taxes. The project's scope entails the implementation and management of IT infrastructure, including the supply, installation, and maintenance of IT and networking infrastructure, as well as field IT support and centralized management and monitoring. Under this agreement, BEL will provide maintenance support for a duration of 5 years, encompassing the implementation period. Notably, this project stands out as one of the largest civilian projects secured competitively by BEL in the ongoing financial year.
- ❑ On December 23, 2023, a contract valued at Rs. 445 crore was formalized between BEL and the UP Government for the advancement of the next-generation UP Dial 112 project. Under this collaboration, BEL will furnish cutting-edge hardware, AI-driven software tools, and cybersecurity solutions to facilitate the implementation of the Dial 112 project, covering the entirety of Uttar Pradesh. Expressing satisfaction, BEL looks forward to its partnership with the UP Government, recognizing the significance of this initiative as one of Asia's largest emergency response systems. Additionally, BEL plans to engage a network of domestic suppliers, including MSMEs, to ensure the smooth execution of this project.

Source: Company, Anand Rathi Research



Key Risks

- ❑ BEL heavily relies on the Indian defense sector as its primary client, representing approximately 85% of its total turnover. Any alterations to the procurement policies of the defense forces or substantial reductions in defense expenditures could potentially result in adverse effects on the company's revenue and order backlog.
- ❑ Elevated raw material costs and a scarcity of essential components like semiconductors may potentially impact both execution timelines and earnings.
- ❑ Delayed order execution and slower pace of fresh orders can affect revenue growth.

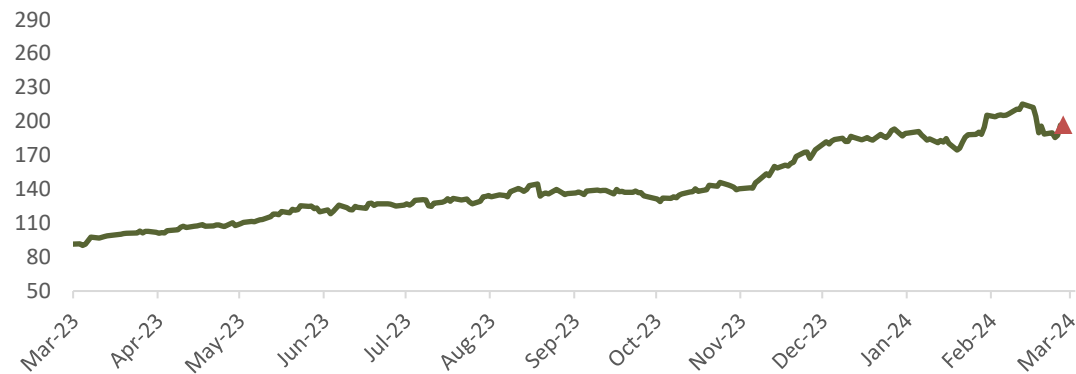
(In ₹ Mn)	FY-22	FY-23	FY-24E	FY-25E
Net Sales	1,53,682	1,77,344	2,05,644	2,45,775
Operating Expense	1,20,461	1,37,376	1,58,089	1,84,420
EBITDA	33,221	39,969	47,556	61,355
Other Income	2,538	3,737	3,812	3,888
Depreciation	4,011	4,288	4,423	5,997
EBIT	31,748	39,417	46,945	59,246
Interest	86	188	188	188
PBT before Exceptional Item	31,662	39,229	46,756	59,057
Exceptional Item	457	459	-	-
PBT	32,119	39,688	46,756	59,057
Tax	8,118	9,826	11,575	14,621
PAT	24,002	29,863	35,181	44,437
Margins	FY-22	FY-23	FY-24E	FY-25E
Sales Growth %	-	15.40%	15.96%	19.51%
PAT Growth %	-	24.42%	17.81%	26.31%
Operating Margin %	21.62%	22.54%	23.13%	24.96%
Net Margin %	15.62%	16.84%	17.11%	18.08%

Source: Company, Anand Rathi Research

(In ₹ Mn)	FY-22	FY-23	FY-24E	FY-25E
<u>Liabilities</u>				
Equity Share Capital	2,437	7,310	7,310	7,310
Reserves & Surplus	1,20,423	1,31,307	1,66,487	2,10,924
Total Shareholder's Funds	1,22,859	1,38,616	1,73,797	2,18,234
Minority Interest	163	178	-	-
Long-Term Liabilities	18,056	8,450	8,450	8,450
Other Long-term Liabilities	2,202	1,981	1,981	1,981
Deferred Tax Liability	(6,195)	(5,008)	-	-
Short-term Liabilities	1,95,811	2,05,658	2,30,746	2,84,504
Total	3,32,896	3,49,875	4,14,974	5,13,169
<u>Assets</u>				
Net Fixed Assets	36,812	38,178	40,756	42,759
Long-Term L&A	7,063	5,029	5,029	5,029
Investments	15,720	6,500	6,500	6,500
Other Non-Current Assets	364	(310)	(310)	(310)
Current Asset	2,72,937	3,00,478	3,62,999	4,59,191
Total	3,32,896	3,49,875	4,14,974	5,13,169

Rating & Target Price History

BEL rating history & price chart



NOTE: Prices are as on 26th March 2024 close.

Source: Bloomberg, Anand Rath i Research

BEL rating details

Date	Rating	Target Price (₹)	Share Price (₹)
22-February-22	BUY	243	197
26-March-24	BUY	250	199

Disclaimer:

Analyst Certification

❑ The views expressed in this Research Report accurately reflect the personal views of the analyst(s) about the subject securities or issuers and no part of the compensation of the research analyst(s) was, is, or will be directly or indirectly related to the specific recommendations or views expressed by the research analyst(s) in this report. The research analysts are bound by stringent internal regulations and also legal and statutory requirements of the Securities and Exchange Board of India (hereinafter “SEBI”) and the analysts’ compensation are completely delinked from all the other companies and/or entities of Anand Rathi, and have no bearing whatsoever on any recommendation that they have given in the Research Report

Anand Rathi Ratings Definitions

❑ Analysts’ ratings and the corresponding expected returns take into account our definitions of Large Caps, Mid-Caps & Small Caps as described in the Ratings Table below:

Ratings Guide (12 months)	Buy	Hold	Sell
Large Caps (Top 100 companies)	>15%	0%-15%	Below 0%
Mid Caps (101st-250th company)	>20%	0%-20%	Below 0%
Small Caps (251st company onwards)	>25%	0%-25%	Below 0%

Disclaimer:

Research Disclaimer and Disclosure inter-alia as required under Securities and Exchange Board of India (Research Analysts) Regulations, 2014

Anand Rathi Share and Stock Brokers Ltd. (hereinafter refer as ARSSBL) (Research Entity, SEBI Regn No. INH000000834, Date of Regn. 29/06/2015) is a subsidiary of the Anand Rathi Financial Services Ltd. ARSSBL is a corporate trading and clearing member of Bombay Stock Exchange Ltd (BSE), National Stock Exchange of India Ltd. (NSEIL), Metropolitan Stock Exchange of India Ltd. (MSE), and also depository participant with National Securities Depository Ltd (NSDL) and Central Depository Services Ltd. (CDSL), ARSSBL is engaged into the business of Stock Broking, Depository Participant, Mutual Fund distributor.

The research analysts, strategists, or research associates principally responsible for the preparation of Anand Rathi research have received compensation based upon various factors, including quality of research, investor client feedback, stock picking, competitive factors and firm revenues.

General Disclaimer: - This Research Report (hereinafter called "Report") is meant solely for use by the recipient and is not for circulation. This Report does not constitute a personal recommendation or take into account the particular investment objectives, financial situations, or needs of individual clients. The recommendations, if any, made herein are expression of views and/or opinions and should not be deemed or construed to be neither advice for the purpose of purchase or sale of any security, derivatives or any other security through ARSSBL nor any solicitation or offering of any investment /trading opportunity on behalf of the issuer(s) of the respective security (ies) referred to herein. These information / opinions / views are not meant to serve as a professional investment guide for the readers. No action is solicited based upon the information provided herein. Recipients of this Report should rely on information/data arising out of their own investigations. Readers are advised to seek independent professional advice and arrive at an informed trading/investment decision before executing any trades or making any investments. This Report has been prepared on the basis of publicly available information, internally developed data and other sources believed by ARSSBL to be reliable.

ARSSBL or its directors, employees, affiliates or representatives do not assume any responsibility for, or warrant the accuracy, completeness, adequacy and reliability of such information / opinions / views. While due care has been taken to ensure that the disclosures and opinions given are fair and reasonable, none of the directors, employees, affiliates or representatives of ARSSBL shall be liable for any direct, indirect, special, incidental, consequential, punitive or exemplary damages, including lost profits arising in any way whatsoever from the information / opinions / views contained in this Report. The price and value of the investments referred to in this Report and the income from them may go down as well as up, and investors may realize losses on any investments. Past performance is not a guide for future performance. ARSSBL does not provide tax advice to its clients, and all investors are strongly advised to consult with their tax advisers regarding taxation aspects of any potential investment.

Continued...

Disclaimer:

Contd...

Opinions expressed are our current opinions as of the date appearing on this Research only. We do not undertake to advise you as to any change of our views expressed in this Report. Research Report may differ between ARSSBL's RAs and/ or ARSSBL's associate companies on account of differences in research methodology, personal judgment and difference in time horizons for which recommendations are made. User should keep this risk in mind and not hold ARSSBL, its employees and associates responsible for any losses, damages of any type whatsoever.

ARSSBL and its associates or employees may; (a) from time to time, have long or short positions in, and buy or sell the investments in/ security of company (ies) mentioned herein or (b) be engaged in any other transaction involving such investments/ securities of company (ies) discussed herein or act as advisor or lender / borrower to such company (ies) these and other activities of ARSSBL and its associates or employees may not be construed as potential conflict of interest with respect to any recommendation and related information and opinions. Without limiting any of the foregoing, in no event shall ARSSBL and its associates or employees or any third party involved in, or related to computing or compiling the information have any liability for any damages of any kind.

Details of Associates of ARSSBL and Brief History of Disciplinary action by regulatory authorities & its associates are available on our website i.e. www.rathionline.com

Disclaimers in respect of jurisdiction: This report is not directed to, or intended for distribution to or use by, any person or entity who is a citizen or resident of or located in any locality, state, country or other jurisdiction where such distribution, publication, availability or use would be contrary to law or regulation or which would subject ARSSBL to any registration or licensing requirement within such jurisdiction(s). No action has been or will be taken by ARSSBL in any jurisdiction (other than India), where any action for such purpose(s) is required. Accordingly, this Report shall not be possessed, circulated and/or distributed in any such country or jurisdiction unless such action is in compliance with all applicable laws and regulations of such country or jurisdiction. ARSSBL requires such recipient to inform himself about and to observe any restrictions at his own expense, without any liability to ARSSBL. Any dispute arising out of this Report shall be subject to the exclusive jurisdiction of the Courts in India.

Copyright: - This report is strictly confidential and is being furnished to you solely for your information. All material presented in this report, unless specifically indicated otherwise, is under copyright to ARSSBL. None of the material, its content, or any copy of such material or content, may be altered in any way, transmitted, copied or reproduced (in whole or in part) or redistributed in any form to any other party, without the prior express written permission of ARSSBL. All trademarks, service marks and logos used in this report are trademarks or service marks or registered trademarks or service marks of ARSSBL or its affiliates, unless specifically mentioned otherwise.

Contd...

Disclaimer:

Contd.

- ☐ Statements on ownership and material conflicts of interest, compensation - ARSSBL and Associates
- ☐ Answers to the Best of the knowledge and belief of ARSSBL/ its Associates/ Research Analyst who is preparing this report

Sr. No.	Statement	Answers to the Best of the knowledge and belief of the ARSSBL/ its Associates/ Research Analyst who is preparing this report
1	ARSSBL/its Associates/ Research Analyst/ his Relative have any financial interest in the subject company? Nature of Interest (if applicable), is given against the company's name?.	NO
2	ARSSBL/its Associates/ Research Analyst/ his Relative have actual/beneficial ownership of one per cent or more securities of the subject company, at the end of the month immediately preceding the date of publication of the research report or date of the public appearance?.	NO
3	ARSSBL/its Associates/ Research Analyst/ his Relative have any other material conflict of interest at the time of publication of the research report or at the time of public appearance?.	NO
4	ARSSBL/its Associates/ Research Analyst/ his Relative have received any compensation from the subject company in the past twelve months.	NO
5	ARSSBL/its Associates/ Research Analyst/ his Relative have managed or co-managed public offering of securities for the subject company in the past twelve months.	NO
6	ARSSBL/its Associates/ Research Analyst/ his Relative have received any compensation for investment banking or merchant banking or brokerage services from the subject company in the past twelve months.	NO
7	ARSSBL/its Associates/ Research Analyst/ his Relative have received any compensation for products or services other than investment banking or merchant banking or brokerage services from the subject company in the past twelve months.	NO
8	ARSSBL/its Associates/ Research Analyst/ his Relative have received any compensation or other benefits from the subject company or third party in connection with the research report.	NO
9	ARSSBL/its Associates/ Research Analyst/ his Relative have served as an officer, director or employee of the subject company.	NO
10	ARSSBL/its Associates/ Research Analyst/ his Relative has been engaged in market making activity for the subject company.	NO

Disclaimer:

Contd...

Other Disclosures pertaining to distribution of research in the United States of America

Research report is a product of Anand Rath Share and Stock Brokers Ltd. (hereinafter refer as ARSSBL) under Marco Polo Securities 15a6 chaperone service which is the employer of the research analyst(s) who has prepared the research report. The research analyst(s) preparing the research report is/are resident outside the United States (U.S.) and are not associated persons of any U.S. regulated broker-dealer and therefore the analyst(s) is/are not subject to supervision by a U.S. broker-dealer, and is/are not required to satisfy the regulatory licensing requirements of FINRA or required to otherwise comply with U.S. rules or regulations regarding, among other things, communications with a subject company, public appearances and trading securities held by a research analyst account.

Research reports are intended for distribution by only to "Major Institutional Investors" as defined by Rule 15a-6(b)(4) of the U.S. Securities and Exchange Act, 1934 (the Exchange Act) and interpretations thereof by U.S. Securities and Exchange Commission (SEC) in reliance on Rule 15a 6(a)(2). If the recipient of this report is not a Major Institutional Investor as specified above, then it should not act upon this report and return the same to the sender. Further, this report may not be copied, duplicated and/or transmitted onward to any U.S. person, which is not the Major Institutional Investor. In reliance on the exemption from registration provided by Rule 15a-6 of the Exchange Act and interpretations thereof by the SEC in order to conduct certain business with Major Institutional Investors, ARSSBL has entered into a chaperoning agreement with a U.S. registered broker dealer, Marco Polo Securities Inc. ("Marco Polo").

1. ARSSBL or its Affiliates may or may not have been beneficial owners of the securities mentioned in this report.
2. ARSSBL or its affiliates may have or not managed or co-managed a public offering of the securities mentioned in the report in the past 12 months.
3. ARSSBL or its affiliates may have or not received compensation for investment banking services from the issuer of these securities in the past 12 months and do not expect to receive compensation for investment banking services from the issuer of these securities within the next three months.
4. However, one or more of ARSSBL or its Affiliates may, from time to time, have a long or short position in any of the securities mentioned herein and may buy or sell those securities or options thereon, either on their own account or on behalf of their clients.
5. As of the publication of this report, ARSSBL does not make a market in the subject securities.
6. ARSSBL or its Affiliates may or may not, to the extent permitted by law, act upon or use the above material or the conclusions stated above, or the research or analysis on which they are based before the material is published to recipients and from time to time, provide investment banking, investment management or other services for or solicit to seek to obtain investment banking, or other securities business from, any entity referred to in this report.

- ☐ As of the publication of this report, ARSSBL does not make a market in the subject securities.
- ☐ Additional information on recommended securities/instruments is available on request.
- ☐ Compliance officer-Deepak Kedia, email id - deepakkedia@rathi.com, Contact no. +91 22 6281 7000.
- ☐ Grievance officer-Madhu Jain-email id- grievance@rathi.com, Contact no. +91 22 6281 7191
- ☐ ARSSBL registered address: Express Zone, A Wing, 9th Floor, Western Express Highway, Diagonally Opposite Oberoi Mall, Malad (E), Mumbai – 400097. Tel No: +91 22 6281 7000 | Fax No: +91 22 4001 3770 | CIN: U67120MH1991PLC064106.