

Lok Sabha Election 2024 – Exit Poll

Head of Equities: Amit Khurana, CFA

Tel: +91 22 40969745

E-mail: amit@dolatcapital.com

Director Research: Nishant Gupta

Tel: +91 22 40969835

E-mail: nishantg@dolatcapital.com

June 01, 2024

Intentionally Left Blank

Pollsters take – BJP and the NDA in pole position!

The exit polls released post the last phase of the General Elections - 2024 came in line with the broader market expectations of BJP led NDA coalition returning to power for the third term. As per our estimates as well, BJP is expected to emerge as the single largest party (290-311 seats out of 543) with a majority for the third time. Our estimates project the NDA at 330-335 seats. If these estimates prove to be correct, this would mark a historic milestone for India - for one, it would be the first time since Pandit Nehru that we will see a PM getting a consecutive third term and secondly a back to back third term single party majority.

Dolat Estimates

From BJP Perspective	Pessimistic	Base Case	Optimistic
BJP	270-280	288-292	310-315
BJP+	295-310	330-335	350-360
INC	75-90	65-76	45-55
INC+	190-205	180-184	135-150
Others	25-28	20-24	30-33

Exit Poll Estimates

	NDA	India alliance	India
PMARQ	359	154	30
MATRIZE	353-368	118-133	43-48
D Dynamic's India News	371	125	47
Lok Pal	325	160	58
Sudarshan	375-404	123-139	-
Jan Ki Baat	362-392	141-166	-

How are we positioning for markets?

We are positioning for the return of the Modi led BJP / NDA returning to power for the third term. From Indian equities standpoint, exit polls findings would be sentimentally positive. Another term for a stable government at the Centre would mean policy continuity, macro stability led by fiscal prudence, greater confidence among foreign and domestic investors leading to potential for sovereign rating upgrade. India premium multiples will have strong enough reasons to sustain vs Ems / relative to historical averages.

Immediate reactions could well be positive and will lead to further momentum on the day of the counting if the BJP crosses its 2019 tally. This could take the Nifty to new highs easily but eventually we do not rule out a bout of profit booking as reality sets in on valuations and limited headroom for upsides.

What's our confidence in these estimates and their direction

We have reasons that lead us to have good confidence on the directional view of the polls that suggests-

1) PM Modi retaining his numero uno position amongst the voters. Anti incumbency, if any, is more to do with the local factors than as much with Modi's leadership.

2) no mass pan India anti BJP / NDA wave that seems keen to 'vote out' the incumbent – we recall our analysis of 2014 when the dominating sentiment was to vote out the UPA coalition.

3) BJP has expanded its catchment area materially that could compensate for losses.

4) The Congress Party needs to cross at least 100 seats at the cost of the BJP to create a non NDA possibility. We do not see evidence of this playing out even in the best case scenario for the Congress.

So directionally we believe the BJP and NDA is well positioned to garner single largest block to seats. Now the issue is the extent to which the above can translate into – so we draw out three scenarios from BJP's perspective.

Our optimistic estimates are built on the premise that losses shall be lower than estimated and gains shall fructify leading to higher seats for the BJP at 310 (+7 vs 2019).

The flip side of this is our worst case scenario where we build losses to be less than compensated but still that does not take away the single party majority.

The base case or the realistic case is where we are taking the most measured approach and that leads us to similar nox as last time. Our state level projections are based on the base case scenario for this note.

Relevance of Exit Polls – Get the direction right, rest will be fine!

In our view, the most important aspect for an exit polls is to get the direction right and the extent of it largely right. That way Indian exit polls have been directionally right in 2019 and 2014. Similarly in 2009, the UPA was forecasted to be in the lead correctly but won with much higher number of seats. The only case where exit polls missed it directionally was in 2004 when directionally it predicted a win for NDA but the results showed the other way round.

Base case for the BJP and NDA alliance

State/Union Territory	BJP	BJP's NDA allies	NDA- leaning parties	Congress	Congress' INDIA allies	INDIA- leaning parties
I. NORTHERN INDIA (245)	174	18	1	22	30	0
A. Hindi Belt (225)	171	18	0	14	22	0
1. Uttar Pradesh (80)	65	3	0	0	12	0
2. Bihar (40)	15	15	0	1	9	0
3. Rajasthan (25)	22	0	0	3	0	0
4. Madhya Pradesh (29)	28	0	0	1	0	0
5. Chhattisgarh (11)	11	0	0	0	0	0
6. Jharkhand (14)	10	0	0	3	1	0
7. Haryana (10)	5	0	0	5	0	0
8. Delhi (7)	7	0	0	0	0	0
9. Himachal Pradesh (4)	3	0	0	1	0	0
10. Uttarakhand (5)	5	0	0	0	0	0
B. Non-Hindi Belt (20)	3	0	1	8	8	0
1. Punjab (13)	0	0	1	7	5	0
2. Jammu and Kashmir (5)	2	0	0	0	3	0
3. Ladakh (1)	0	0	0	1	0	0
4. Chandigarh (1)	1	0	0	0	0	0
II. EASTERN INDIA (88)	46	5	9	8	21	0
1. Odisha (21)	10	0	9	2	0	0
2. West Bengal (42)	20	0	0	1	21	0
3. Assam (14)	10	1	0	3	0	0
4. Arunachal Pradesh (2)	2	0	0	0	0	0
5. Nagaland (1)	0	1	0	0	0	0
6. Manipur (2)	1	0	0	1	0	0
7. Meghalaya (2)	0	1	0	1	0	0
8. Tripura (2)	2	0	0	0	0	0
9. Mizoram (1)	0	1	0	0	0	0
10. Sikkim (1)	0	1	0	0	0	0
11. Andaman & Nicobar (1)	1	0	0	0	0	0
III. WESTERNINDIA (78)	45	6	0	7	20	0
1. Gujarat (26)	26	0	0	0	0	0
2. Maharashtra (48)	16	6	0	6	20	0
3. Dadra & Nagar Haveli (1)	1	0	0	0	0	0
4. Daman and Diu (1)	1	0	0	0	0	0
5. Goa (2)	1	0	0	1	0	0
IV. SOUTHERN INDIA (131)	26	15	13	39	37	1
1. Karnataka (28)	17	2	0	9	0	0
2. Telangana (17)	6	1	0	9	0	1
3. Andhra Pradesh (25)	3	12	10	0	0	0
4. Tamil Nadu (39)	0	0	3	8	28	0
5. Kerala (20)	0	0	0	12	8	0
6. Puducherry (1)	0	0	0	1	0	0
7. Lakshadweep III	0	0	0	0	1	0
ALL INDIA (543)	291	44	23	76	108	1

NDA (BJP+its NDA allies) = 335

NDA+ (BJP+its NDA allies+NDA leaning parties) = 358

INDIA [Congress+its INDIA allies]= 184

INDIA+ [Congress+its INDIA allies+ INDIA-leaning parties)= 185

State Level Estimates



Uttar Pradesh (80 Seats)	2024	2019
BJP	65	62
SP	0	5
BSP	0	10
INC	2	1
RLD	2	0
ADS	0	2



Maharashtra (48 Seats)	2024	2019
BJP	11-14	23
INC	6-8	0
SHS (SHINDE)	5-6	18
SHS (THAKRE)	10-12	
NCP (AJIT PAWAR)	1-2	4
NCP(SHARAD PAWAR)	7-9	
Others	0-2	3



West Bengal (42 Seats)	2024	2019
AITC	14-17	22
BJP	22-27	18
INC	0-1	2



Bihar (40 Seats)	2024	2019
BJP	11-13	17
JD(U)	9-10	16
INC	1-3	1
LJP	2-3	6
RJD	12-14	0



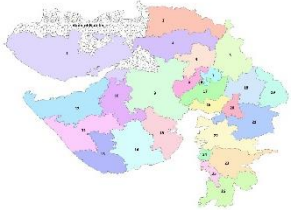
Tamil Nadu (39 Seats)	2024	2019
DMK	37-38	23
INC	9	8
ADMK	0-1	0
Others	0	8



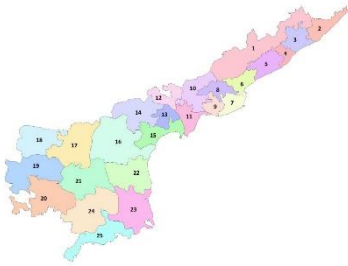
Madhya Pradesh (29 Seats)	2024	2019
BJP	27-28	28
INC	1-2	1



Karnataka (28 Seats)	2024	2019
BJP	20-22	25
INC	6-8	1
JD(S)	1-2	1
Others	0	1



Gujarat (26 Seats)	2024	2019
BJP	26	26
Others	0	0



Andhra Pradesh (25 Seats)	2024	2019
YSRCP	12-15	22
TDP	8-11	3
BJP	0	0
INC	0	0
Others	1	0



Rajasthan (25 Seats)	2024	2019
BJP	20-22	24
INC	3-5	0
Others	0-1	1



Odisha (21 Seats)	2024	2019
BJD	7-9	12
BJP	10-12	8
INC	0-2	1



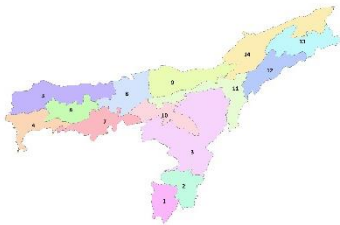
Kerala (20 Seats)	2024	2019
IML	2	2
INC	14-16	15
BJP	0-2	0
Others	0-2	3



Telangana (17 Seats)	2024	2019
TRS	0	9
BJP	5-7	4
INC	6-9	3
Others	2-4	1



Jharkhand (14 Seats)	2024	2019
BJP	10-11	11
INC	1-2	1
JMM	1	1
Others	0-1	1



Assam (14 Seats)	2024	2019
BJP	9-10	9
INC	0-3	3
AIUDF	0-1	1
IND	0	1
AGP	0-1	0



Punjab (13 Seats)	2024	2019
BJP	0-3	2
INC	7-9	8
SAD	0-1	2
AAP	3-5	1



Haryana (10 Seats)	2024	2019
BJP	5-6	10
Others	4-5	0

Others (41 Seats)	2024	2019
BJP	34-36	27
INC	2-4	4
Others	2-4	10

DOLAT RATING MATRIX

Total Return Expectation (12 Months)

Buy	> 20%
Accumulate	10 to 20%
Reduce	0 to 10%
Sell	< 0%

DOLAT TEAM

Purvag Shah	Managing Director	purvag@dolatcapital.com	+9122 4096 9747
-------------	-------------------	-------------------------	-----------------

Amit Khurana, CFA	Head of Equities	amit@dolatcapital.com	+9122 4096 9745
-------------------	------------------	-----------------------	-----------------

CONTACT DETAILS

Equity Sales	Designation	E-mail	Direct Lines
Dinesh Bajaj	Director - Equity Sales	dineshb@dolatcapital.com	+9122 4096 9709
Kapil Yadav	Director - Equity Sales & Access	kapil@dolatcapital.com	+9122 4096 9735
Jubbin Shah	Director - Equity Sales	jubbins@dolatcapital.com	+9122 4096 9779
Girish Raj Sankunny	Director - Equity Sales	girishr@dolatcapital.com	+9122 4096 9625
Pratik Shroff	AVP - Equity Sales	pratiks@dolatcapital.com	+9122 4096 9621
Rajeev Lala	AVP - Equity Sales	rajeevl@dolatcapital.com	+9122 4096 9767
Equity Trading	Designation	E-mail	
P. Sridhar	Director and Head of Sales Trading	sridhar@dolatcapital.com	+9122 4096 9728
Chandrakant Ware	Director - Sales Trader	chandrakant@dolatcapital.com	+9122 4096 9707
Shirish Thakkar	Director - Sales Trading	shirisht@dolatcapital.com	+9122 4096 9702
Kartik Mehta	Director - Sales Trading	kartikm@dolatcapital.com	+9122 4096 9715
Bhavin Mehta	Director Research - Derivatives Strategist	bhavinm@dolatcapital.com	+9122 4096 9705

Analyst(s) Certification

The research analyst(s), with respect to each issuer and its securities covered by them in this research report, certify that: All of the views expressed in this research report accurately reflect his or her or their personal views about all of the issuers and their securities; and No part of his or her or their compensation was, is, or will be directly or indirectly related to the specific recommendations or views expressed in this research report.

I. Analyst(s) and Associate (S) holding in the Stock(s): (Nil)

II. Disclaimer:

This research report has been prepared by Dolat Capital Market Private Limited. to provide information about the company(ies) and sector(s), if any, covered in the report and may be distributed by it and/or its affiliated company(ies) solely for the purpose of information of the select recipient of this report. This report and/or any part thereof, may not be duplicated in any form and/or reproduced or redistributed without the prior written consent of Dolat Capital Market Private Limited. This report has been prepared independent of the companies covered herein. Dolat Capital Market Private Limited. and its affiliated companies are part of a multi-service, integrated investment banking, brokerage and financing group. Dolat Capital Market Private Limited. and/or its affiliated company(ies) might have provided or may provide services in respect of managing offerings of securities, corporate finance, investment banking, mergers & acquisitions, financing or any other advisory services to the company(ies) covered herein. Dolat Capital Market Private Limited. and/or its affiliated company(ies) might have received or may receive compensation from the company(ies) mentioned in this report for rendering any of the above services. Research analysts and sales persons of Dolat Capital Market Private Limited. may provide important inputs to its affiliated company(ies) associated with it. While reasonable care has been taken in the preparation of this report, it does not purport to be a complete description of the securities, markets or developments referred to herein, and Dolat Capital Market Private Limited. does not warrant its accuracy or completeness. Dolat Capital Market Private Limited. may not be in any way responsible for any loss or damage that may arise to any person from any inadvertent error in the information contained in this report. This report is provided for information only and is not an investment advice and must not alone be taken as the basis for an investment decision. The investment discussed or views expressed herein may not be suitable for all investors. The user assumes the entire risk of any use made of this information. The information contained herein may be changed without notice and Dolat Capital Market Private Limited. reserves the right to make modifications and alterations to this statement as they may deem fit from time to time. Dolat Capital Market Private Limited. and its affiliated company(ies), their directors and employees may; (a) from time to time, have a long or short position in, and buy or sell the securities of the company(ies) mentioned herein or (b) be engaged in any other transaction involving such securities and earn brokerage or other compensation or act as a market maker in the financial instruments of the company(ies) discussed herein or act as an advisor or lender/borrower to such company(ies) or may have any other potential conflict of interests with respect to any recommendation and other related information and opinions. This report is neither an offer nor solicitation of an offer to buy and/or sell any securities mentioned herein and/or not an official confirmation of any transaction. This report is not directed or intended for distribution to, or use by any person or entity who is a citizen or resident of or located in any locality, state, country or other jurisdiction, where such distribution, publication, availability or use would be contrary to law, regulation or which would subject Dolat Capital Market Private Limited. and/or its affiliated company(ies) to any registration or licensing requirement within such jurisdiction. The securities described herein may or may not be eligible for sale in all jurisdictions or to a certain category of investors. Persons in whose possession this report may come, are required to inform themselves of and to observe such restrictions.

For U.S. persons only: This research report is a product of Dolat Capital Market Private Limited, under Marco Polo Securities 15a-6 chaperone service, which is the employer of the research analyst(s) who has prepared the research report. The research analyst(s) preparing the research report is/are resident outside the United States (U.S.) and are not associated persons of any U.S. regulated broker-dealer and therefore the analyst(s) is/are not subject to supervision by a U.S. broker-dealer, and is/are not required to satisfy the regulatory licensing requirements of FINRA or required to otherwise comply with U.S. rules or regulations regarding, among other things, communications with a subject company, public appearances and trading securities held by a research analyst account.

Research reports are intended for distribution only to "Major Institutional Investors" as defined by Rule 15a-6(b)(4) of the U.S. Securities and Exchange Act, 1934 (the Exchange Act) and interpretations thereof by U.S. Securities and Exchange Commission (SEC) in reliance on Rule 15a-6(a)(2). If the recipient of this report is not a Major Institutional Investor as specified above, then it should not act upon this report and return the same to the sender. Further, this report may not be copied, duplicated and/or transmitted onward to any U.S. person, which is not the Major Institutional Investor. In reliance on the exemption from registration provided by Rule 15a-6 of the Exchange Act and interpretations thereof by the SEC in order to conduct certain business with Major Institutional Investors, Dolat Capital Market Private Limited has entered into a chaperoning agreement with a U.S. registered broker-dealer, Marco Polo Securities Inc. ("Marco Polo"). Transactions in securities discussed in this research report should be affected through Marco Polo or another U.S. registered broker dealer.



Dolat Capital Market Private Limited.

Corporate Identity Number: U65990GJ993PTC116741

Member: BSE Limited and National Stock Exchange of India Limited.

SEBI Registration No: BSE - INZ000274132, NSE - INZ000274132, Research: INH000014012

Regd. office: 1401-1409, Dalal Street Commercial, Block 53 (Bldg. No.53E) Zone-5, Road-5E, Gift City, Sector 9, Gandhinagar-382355 Gujarat, India.

Board: +9122 40969700 | Fax: +9122 22651278 | Email: research@dolatcapital.com | www.dolatresearch.com
